

# ABC

# AMBIENTAL ILUSTRADO



## UM MUNDO ENCANTADO CHAMADO TERRA



COM ATIVIDADES PARA  
**ALFABETIZAÇÃO**  
Berenice Gehlen Adams



# ABC AMBIENTAL ILUSTRADO

Um mundo encantado


chamado  
**Terra**

Com atividades para ALFABETIZAÇÃO

Berenice Gehlen Adams

1ª Edição

2013




Para Amanda,  
Lara Maria e  
todas as crianças!

A211a Adams, Berenice Gehlen

ABC ambiental ilustrado ; um mundo encantado  
chamado Terra. / Berenice Gehlen Adams; ilustração de Ana Claudia  
Rocha Novo Hamburgo : Apoema, 2013.  
120p. ; il.

Bibliotecária responsável: Maria Denise Mazzali Konarzewski, CRB 10/843



# APRESENTAÇÃO

Este livro de atividades com o alfabeto ilustrado destina-se para crianças em período de alfabetização.



























O livro é fundamentado pela proposta de Educação Ambiental do PROJETO APOEMA, que compreende a alfabetização como um processo de aprendizagem que provoca e instiga a criança a ler e escrever o mundo com significado e compreensão de como a vida se desenvolve e se entrelaça.

Projeto e elaboração: Berenice Gehlen Adams  
Ilustrações: Ana Claudia Rocha e Berenice Gehlen Adams  
Revisão de texto: Alice Gehlen Adams  
Fotografias: Berenice Gehlen Adams e Pedro Adams Júnior  
Editoração e Capa: Berenice Gehlen Adams  
Outubro/2013





# AS 26 LETRAS DO ALFABETO

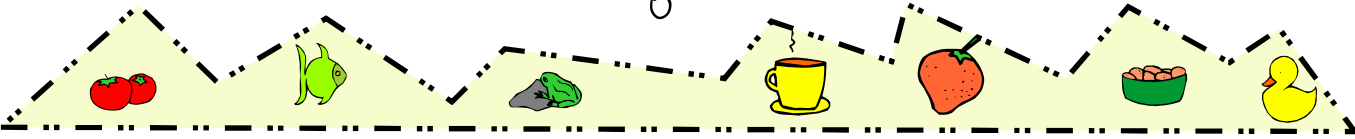
<p>A a </p> <p>ABACAXI</p>	<p>B b </p> <p>BORBOLETA</p>	<p>C c </p> <p>COELHO</p>	<p>D d </p> <p>DINOSSAURO</p>
<p>E e </p> <p>ESTRELA</p>	<p>F f </p> <p>FORMIGA</p>	<p>G g </p> <p>GALINHA</p>	<p>H h </p> <p>HIENA</p>
<p>I i </p> <p>ÍNDIO</p>	<p>J j </p> <p>JOANINHAS</p>	<p>K k </p> <p>CACHORRO KIKO</p>	<p>L l </p> <p>LUA</p>
<p>M m </p> <p>MAÇÃ</p>	<p>N n </p> <p>NATUREZA</p>	<p>O o </p> <p>OSSO</p>	<p>P p </p> <p>PIPOCA</p>
<p>Q q </p> <p>QUEIJO</p>	<p>R r </p> <p>ROCHA</p>	<p>S s </p> <p>SOL</p>	<p>T t </p> <p>TERRA</p>
<p>U u </p> <p>UVA</p>	<p>V v </p> <p>VASO</p>	<p>W w </p> <p>MENINO WALTER</p>	<p>X x </p> <p>XAXIM</p>
<p>Y y </p> <p>MENINA YASMIM</p>	<p>Z z </p> <p>ZEBRA</p>		



# ALFABETO

## LETRAS MAIÚSCULAS E minúsculas

A a	B b	C c	D d
E e	F f	G g	H h
I i	J j	K k	L l
M m	N n	O o	P p
Q q	R r	S s	T t
U u	V v	W w	X x
Y y	Z z	PARA COLORIR	

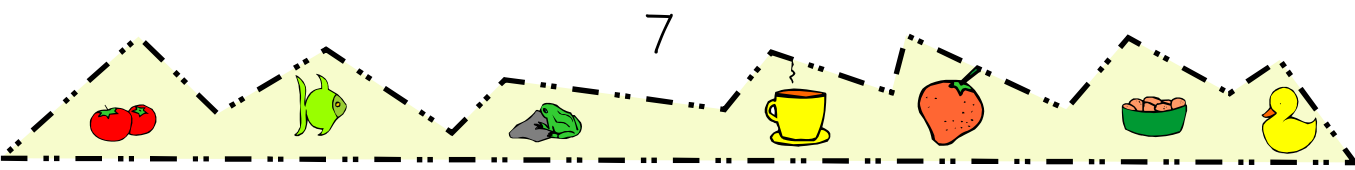




# ALFABETO


## LETRAS MAIÚSCULAS E minúsculas

A a	B b	C c	D d
E e	F f	G g	H h
I i	J j	K k	L l
M m	N n	O o	P p
Q q	R r	S s	T t
U u	V v	W w	X x
Y y	Z z	PARA PINTAR, RECORTAR E BRINCAR	





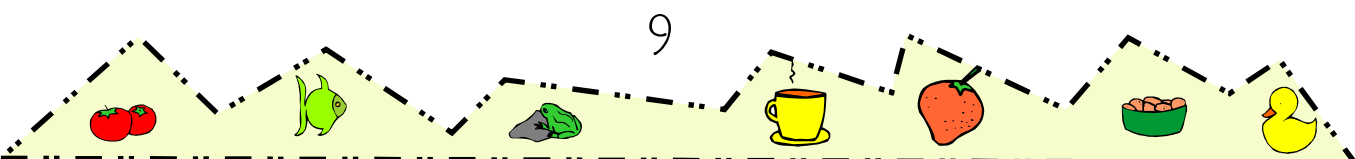





Colar


LETRAS MAIÚSCULAS E minúsculas

A large, empty rectangular box with a black border, intended for students to write uppercase and lowercase letters.

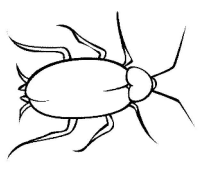





# Pintar:




ABACAXI



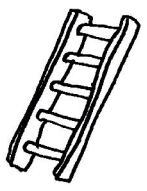
BARATA




CACHORRO




DÁLIA




ESCADA



FANTOCHE



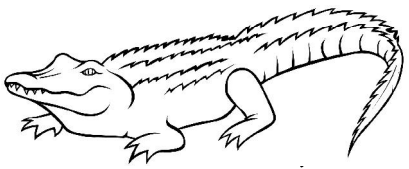
GALO




HIPOPÓTAMO



INDIOZINHO



JACARÉ



KIKO



LÂMPADA



MAÇÃ




NAVIO



OLHO




PÃO




QUEIJO




ROCHA



SOL



TRONCO



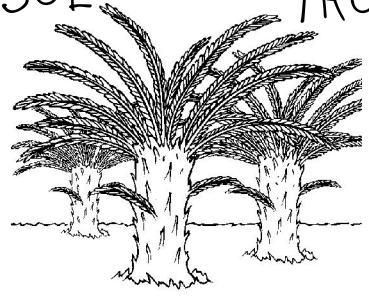
UVA



VELA



WALTER



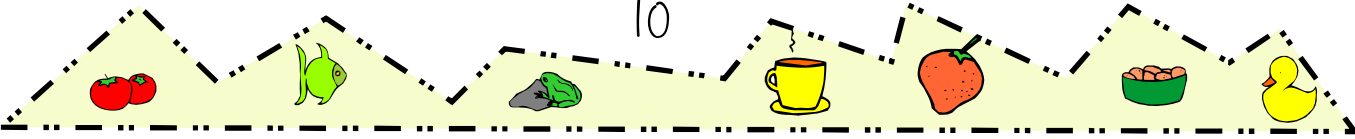
XAXIM




YASMIM



ZEBRA





# POEMINHA DA LETRA A



COM A LETRA A

ESCREVO

ÁGUA

ABELHA


ARROZ

A LETRA A

É A PRIMEIRA LETRA

DA PALAVRA AMOR






A a



ABACAXI

O ABACAXI É UMA FRUTA.  
EU VEJO O ABACAXI.  
A ABELHA VOA NO ABACAXI.  
EU COMO ABACAXI.

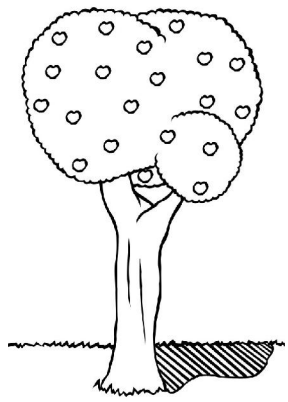
ABACAXI




ABACATE




ABÓBORA




ÁRVORE




AMARELO



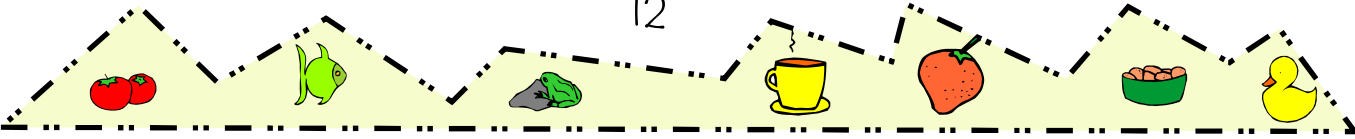
ABACAXI




AZUL

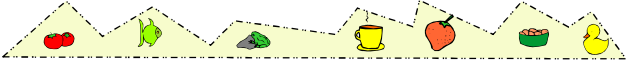


ABELHA







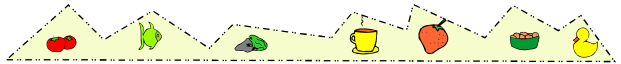
# Observar: AMBIENTE





MATA - mata



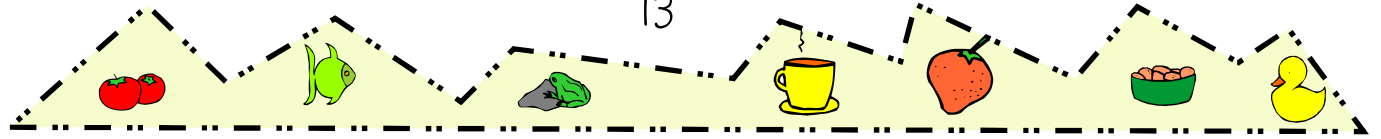
CIDADE - cidade




Pôr do sol na mata



Pôr do sol na cidade






Escrever:

Desenhar:

ABACAXI		
ABÓBORA		
ABELHA		
ÁRVORE		
ABACATE		

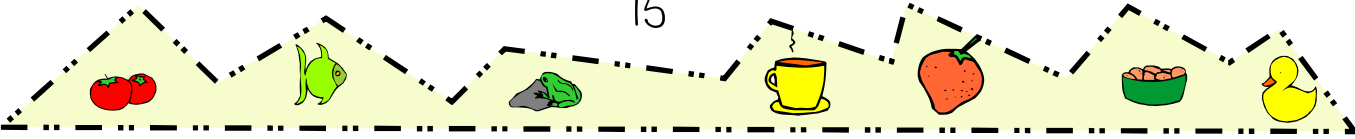
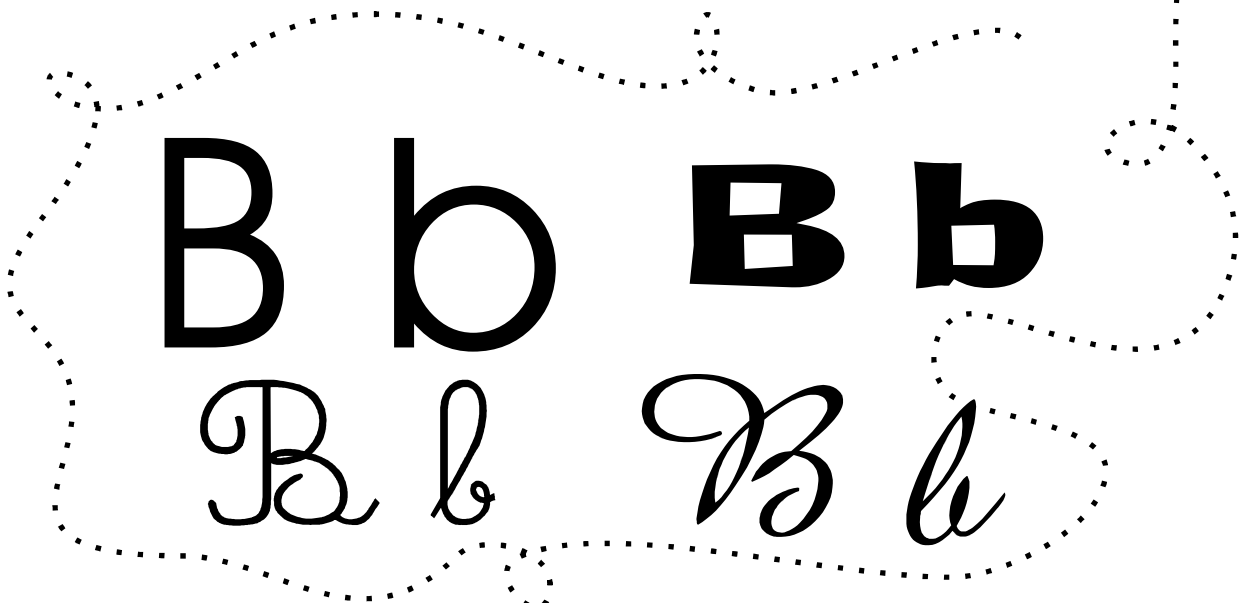





# POEMINHA DA LETRA B




A LETRA B  
É UMA BELA LETRA  
COM ELA SE ESCREVE  
BORBOLETA  
BICHO  
BICICLETA  
E TAMBÉM  
BIBLIOTECA







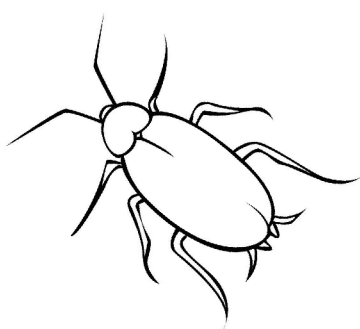
B b




**BORBOLETA**

A BORBOLETA É UM INSETO.  
ELA É COLORIDA.  
A BORBOLETA VOA.  
ELA PARECE UMA FLOR.

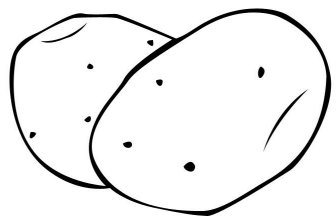
**BORBOLETA**



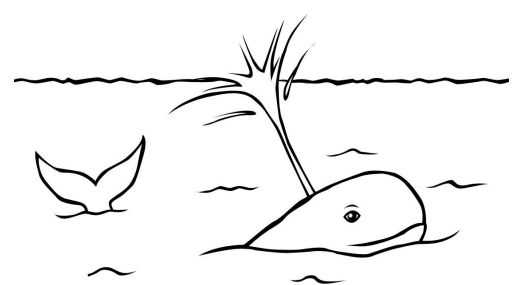
**BARATA**



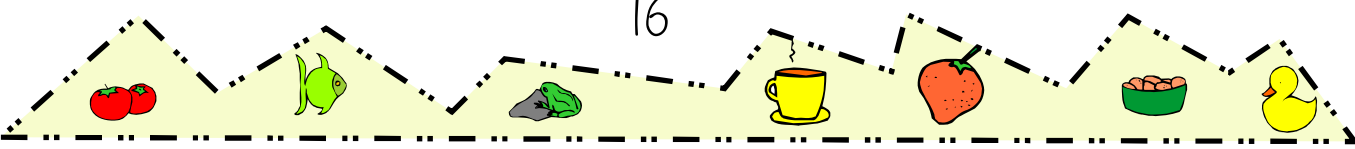
**BRANCO**




**BATATA**



**BALEIA**





OBSERVAR AS FOTOGRAFIAS:

BOI



BOLSA



BICICLETA




BORBOLETA




BEIJA-FLOR






Pintar as palavras e copiar:

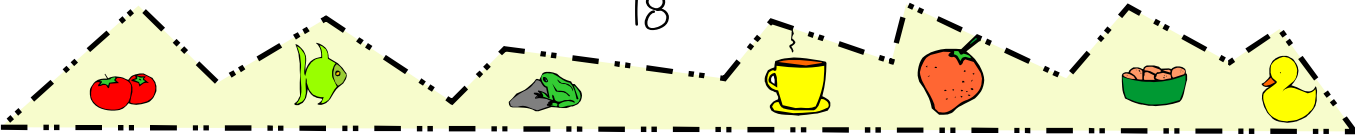

BORBOLETA




BATATA



BALEIA









# POEMINHA DA LETRA C



A LETRA **C**  
 É A LETRA  
 DO **C**ORAÇÃO  
 DA **C**ANÇÃO  
 DO **C**ASTELO  
 DA **C**ASA  
 DO **C**AMINHO  
 DO **C**ARINHO






C c   
COELHO


O COELHO PULA.  
SUAS ORELHAS SÃO  
GRANDES.  
O COELHO COME CENOURA.

COELHO


5 CINCO



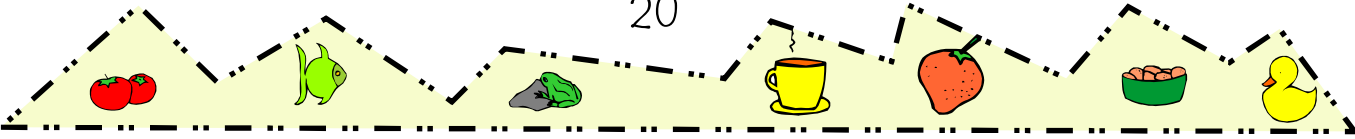
CACHORRO




COELHO

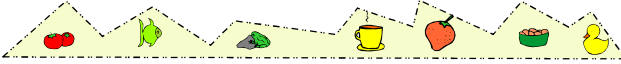


CAVALO

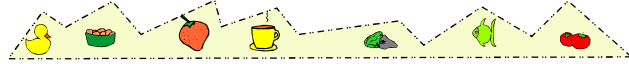




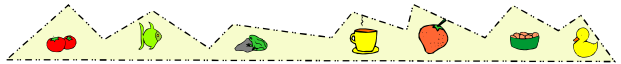
Observar:  
**CIDADE**




CIDADE - cidade



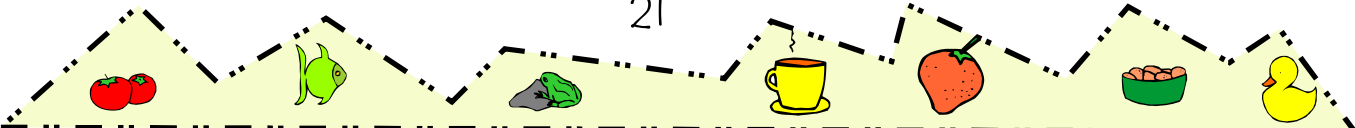
LUZES DA CIDADE

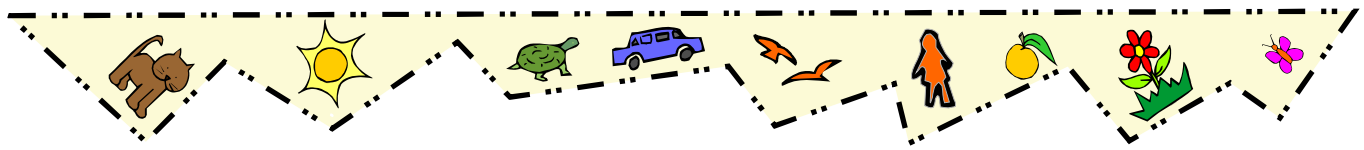


CALÇADA - calçada

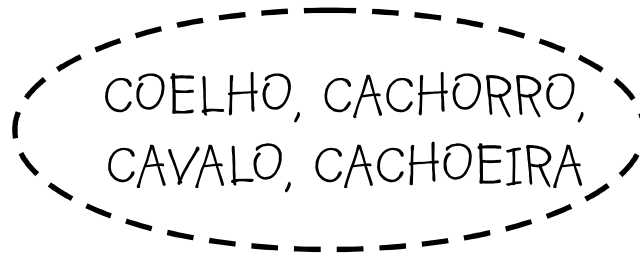


TRÂNSITO DA CIDADE





Circular, como no exemplo, as palavras:



O COELHO PULA.

O CACHORRO LATE.

A CACHOEIRA É LINDA.

EU GOSTO DE CAVALO.

EU NUNCA ANDEI A CAVALO.

EU TENHO UM CACHORRO.

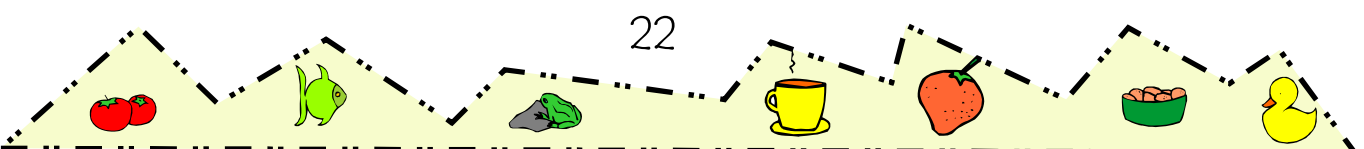
O CAVALO GALOPA.


O CACHORRO VÊ A CACHOEIRA.

O COELHO FOGE DO CACHORRO.


O CAVALO É MAIOR QUE O COELHO.

O COELHO COME CENOURA.







# POEMINHA DA LETRA D

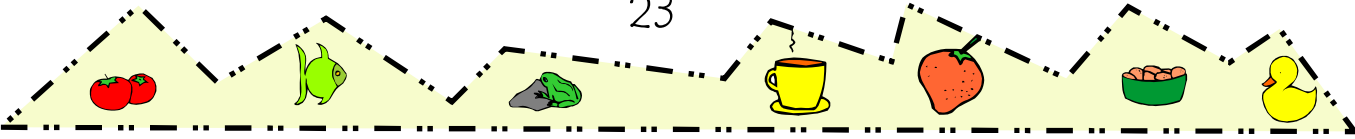


A LETRA **D**  
É A LETRA **DO DIA**  
**DO DINOSSAURO**  
**DO DRAGÃO**  
O **DRAGÃO**  
SÓ EXISTE  
NA NOSSA  
IMAGINAÇÃO





**Dd Dd**

*Dd Dd*








O DINOSSAURO  
É UM ANIMAL  
QUE VIVEU NA TERRA  
E NÃO EXISTE MAIS.

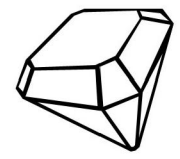
# DINOSSAURO




DENTE

2

DOIS




DIAMANTE



DINOSSAURO


10

DEZ



DÁLIA





Escrever ao lado das imagens, como no exemplo:




DESENHO  
DESENHO

---

---

---



DIA

---

---

---





DEDO

---

---

---






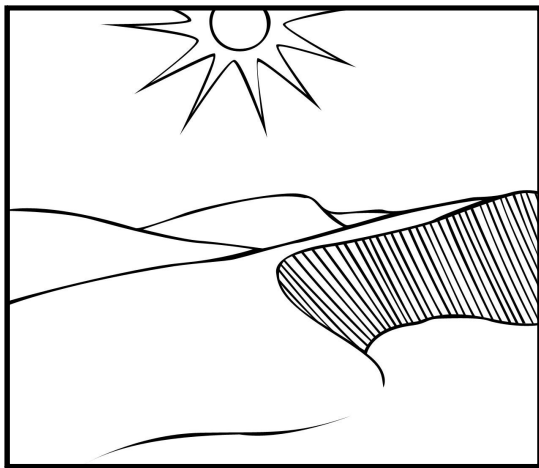
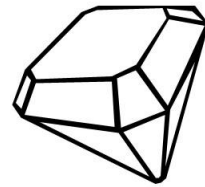
Ligar a palavra com o desenho:


DENTE

DESERTO


DINOSSAURO

DIAMANTE





# POEMINHA DA LETRA E



ESTA É A LETRA E  
COM ELA SE ESCREVE

EU

ESCOLA

ECOLOGIA

ESCADA


ATÉ

ESPELHO

ENCANTADO

DA

RAINHA MALVADA

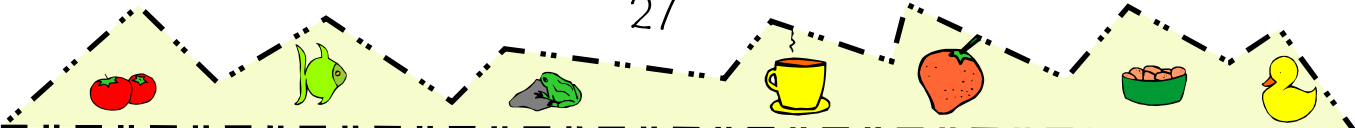



E e

E e

E e

E e






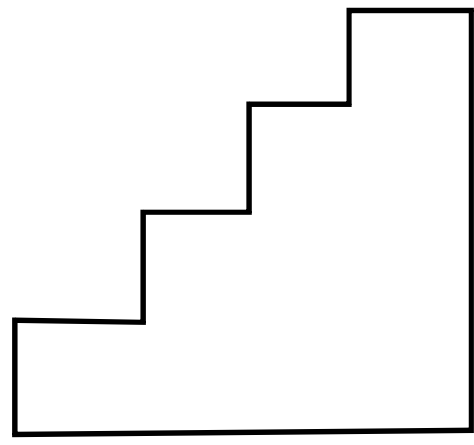
E e   
ESTRELA

A ESTRELA BRILHA.  
ELA TEM PONTAS.  
QUANDO OLHO PARA O CÉU  
VEJO MUITAS ESTRELAS.


# ESTRELA



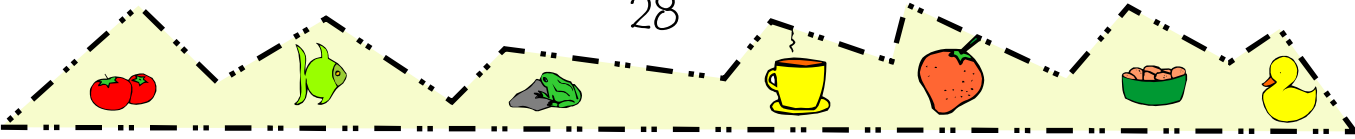
ELEFANTE




ESCADA



ESTRELA





OBSERVAR COM ATENÇÃO AS IMAGENS:



ENERGIA EÓLICA





ESCADA



ESPINHOS

ESTÁTUA

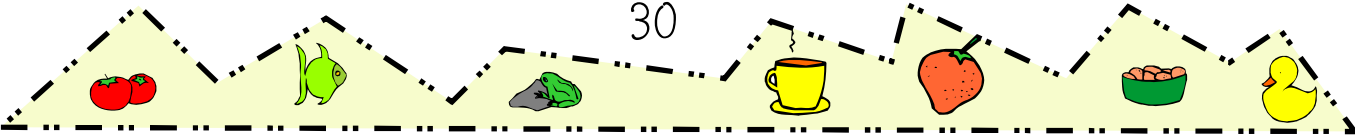





Procurar as palavras: ELEFANTE,  
ESTRELA e ESTRADA, pintar e escrevê-las abaixo,  
como o exemplo:

O	L	E	S	C	O	L	A	U
B	T	A	E	V	F	R	E	S
A	Ç	A	O	E	S	A	S	N
X	E	L	E	F	A	N	T	E
C	H	I	M	E	S	I	R	M
D	N	E	O	T	O	L	A	R
I	T	O	L	A	M	O	D	J
U	E	S	T	R	E	L	A	T
L	F	T	O	A	L	U	F	E

ESCOLA





# POEMINHA DA LETRA F

ESTA É A LETRA **F**  
COM ELA SE ESCREVE



**F**OLHA

**F**LORESTA

**F**ORMIGA

**F**ADA

E TAMBÉM UMA LINDA

PALAVRA

CHAMADA

**F**ELICIDADE

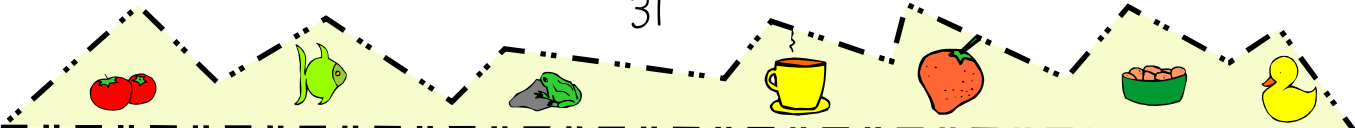


**F f**


**F f**

*F f*

*F f*







Ff




FORMIGA

A FORMIGA É UM INSETO.  
ELA COME FOLHAS.  
ELA MORA NO  
FORMIGUEIRO.


FORMIGA



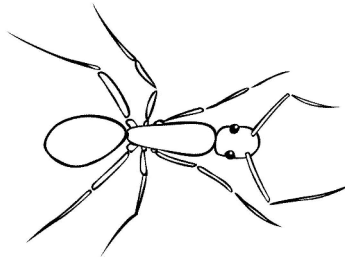
FOLHA



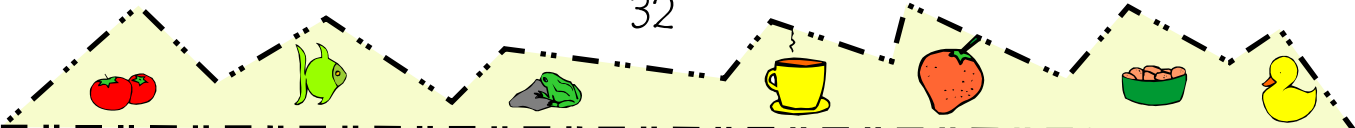
FOCA




FOGO



FORMIGA






OBSERVAR COM ATENÇÃO AS IMAGENS:



FEIRA



FRUTAS




FLORESTA



FOLHAS




FORMIGUEIRO



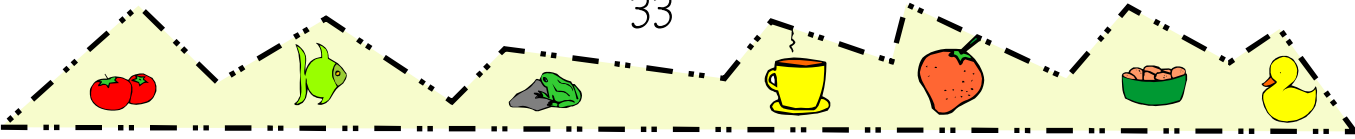
FOLHAS SECAS




FLOR




FOGO






Ligar a parte com as palavras e circular onde ela aparece:



FOCA

GO

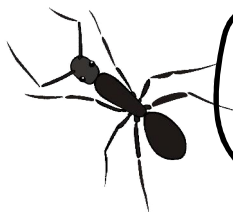
GA



FOLHA

FO

CA



FORMIGA

LHA




FOGO

MI

FOR





# POEMINHA DA LETRA G



COM A LETRA **G**  
PODEMOS ESCREVER

**G**ALO

**G**ALINHA


**G**ATO

E O NOME DE UMA  
SABOROSA

FRUTA: A **G**OIABA

OBA!






**G g**   
**GALINHA**

A GALINHA É UMA AVE.  
ELA BOTA OVOS.  
ELA VIVE NO GALINHEIRO  
JUNTO COM OS PINTINHOS.


# GALINHA




GIRAFÁ



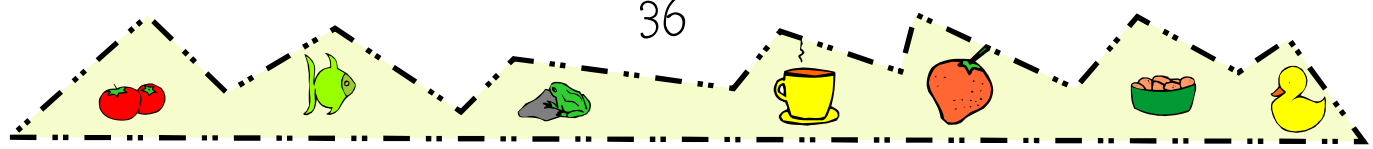
GOIABA



GATO



GALINHA





## SEÇÃO FOTO FICHA



# GOTAS

GOTAS DE ORVALHO  
ESCORREM DA FOLHA  
DE MANHÃ BEM CEDINHO.  
VOCÊ JÁ VIU?

# GATO


O GATO É UM ANIMAL  
DE ESTIMAÇÃO DE MUITA  
GENTE.  
E O QUE ESTE GATO  
TEM DE DIFERENTE?



# GAVIÃO

O GAVIÃO É UMA AVE  
BEM GRANDE  
E BEM ESPERTA.  
O GAVIÃO VOA BEM ALTO  
COM AS ASAS BEM ABERTAS.





Completar as palavras com as letras que faltam:

GIRAFRA - GI \_\_\_\_\_ FA

GALINHA - GA \_\_\_\_\_ NHA

GØIABA - GØ \_\_\_\_\_ BA

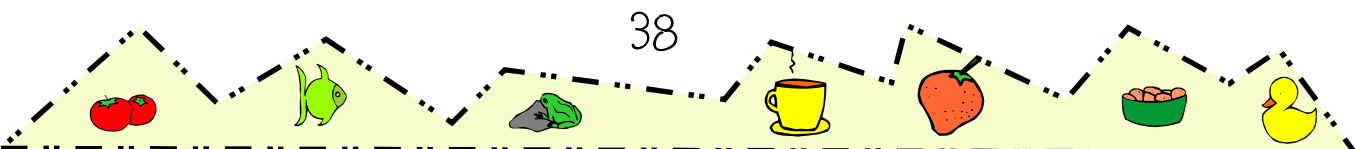
GATØ - GA \_\_\_\_\_


GIRAFRA - \_\_\_\_\_ RAFA

GALINHA - GALI \_\_\_\_\_

GØIABA - GØIA \_\_\_\_\_

GATØ - \_\_\_\_\_ TO





# POEMINHA DA LETRA H

A LETRA **H**



É UMA LETRA DIFERENTE  
ELA NÃO FAZ BARULHO ALGUM  
POIS NÃO TEM SOM NENHUM,  
COM ELA ESCRREVEMOS

**H**ELICÓPTERO

**H**IPOPÓTAMO

**H**ORA

E POR FALAR EM **H**ORA


MINHA SEN**H**ORA


ESTÁ NA **H**ORA

DE PREPARAR A **H**ORTA









Hh   
HIENA

A HIENA É UM ANIMAL.  
ELA VIVE EM OUTRO PAÍS  
CHAMADO ÁFRICA.  
ELA É SELVAGEM.

HIENA




HIPOPÓTAMO



HIENA







OBSERVAR COM ATENÇÃO AS IMAGENS:



HELICÓPTERO  
helicóptero



HORTA  
horta



HORTÊNSIA  
hortênsia





Completar as frases com as palavras:

## HIPOPÓTAMO

O \_\_\_\_\_

É GRANDE.

O \_\_\_\_\_

MERGULHA.

## HIENA

A \_\_\_\_\_

PARECE UM CACHORRO.

A \_\_\_\_\_

CORRE MUITO.

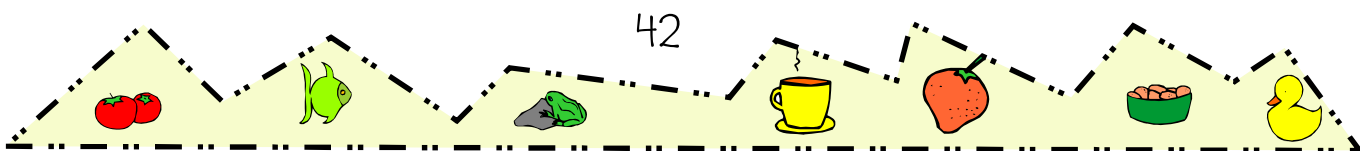
## HOMEM


O \_\_\_\_\_

É UM SER DA NATUREZA.

O \_\_\_\_\_

INVENTA MUITAS COISAS.





# POEMINHA DA LETRA I



A LETRA **I**  
É BEM **FININHA**  
PODEMOS ESCREVER

**ILHA**

**IGREJA**

**INSETO**


**IDEIA**

E TAMBÉM


**ÍNDIO**

QUE **LINDO!**





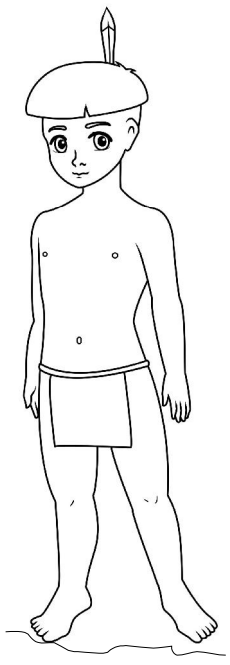
1 i



ÍNDIO

O ÍNDIO VIVE NA MATA.  
 ELE MORA NA TRIBO.  
 OS ÍNDIOS GOSTAM DE  
 VIVER NA NATUREZA.

# ÍNDIO



ÍNDIO



ÍNDIOS




INDIOZINHO





## SEÇÃO FOTO FICHA



# ILHA

ILHA É UM PEDAÇO DE  
TERRA RODEADA POR ÁGUA.  
EXISTEM ILHAS NOS RIOS  
E NOS MARES.

# IGREJA


AS IGREJAS SÃO MUITO BELAS.  
AS PESSOAS FAZEM  
CASAMENTOS E  
BATIZADOS NAS  
IGREJAS.



# INSETO

INSETO É UM ANIMAL  
QUE NÃO TEM OSSOS.  
ALGUNS VOAM,  
OUTROS NÃO.





Pintar e copiar as palavras:

IGREJA



igreja



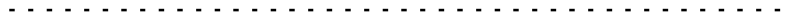
INSETO



inseto




ILHA




ilha




INDIOZINHO



indiozinho





# POEMINHA DA LETRA J



ESTA É A LETRA J

LETRA DE

JOÃO

JOGO

JANELA

JACARÉ

JASMIM


E DA JOANINHA

QUE VOA PELO


JARDIM








Jj  
JOANINHAS




A JOANINHA É UM INSETO  
QUE VOA PELO JARDIM.  
ELA GOSTA DE POUSAR  
NA FLOR DE JASMIM.


# JOANINHA



JAVALI




JOANINHA

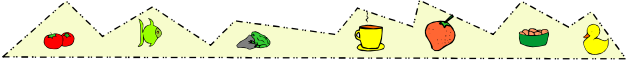


JACARÉ








Observar:  
**AMBIENTE**




JANELA - janela



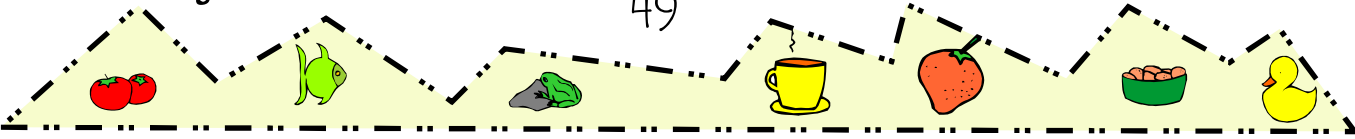
JARDIM - jardim




JABUTICABA  
jabuticaba



JACARÉ - jacaré






Copiar as palavras ao lado:


JOANINHA

JOANINHA

JAVALI

JACARÉ



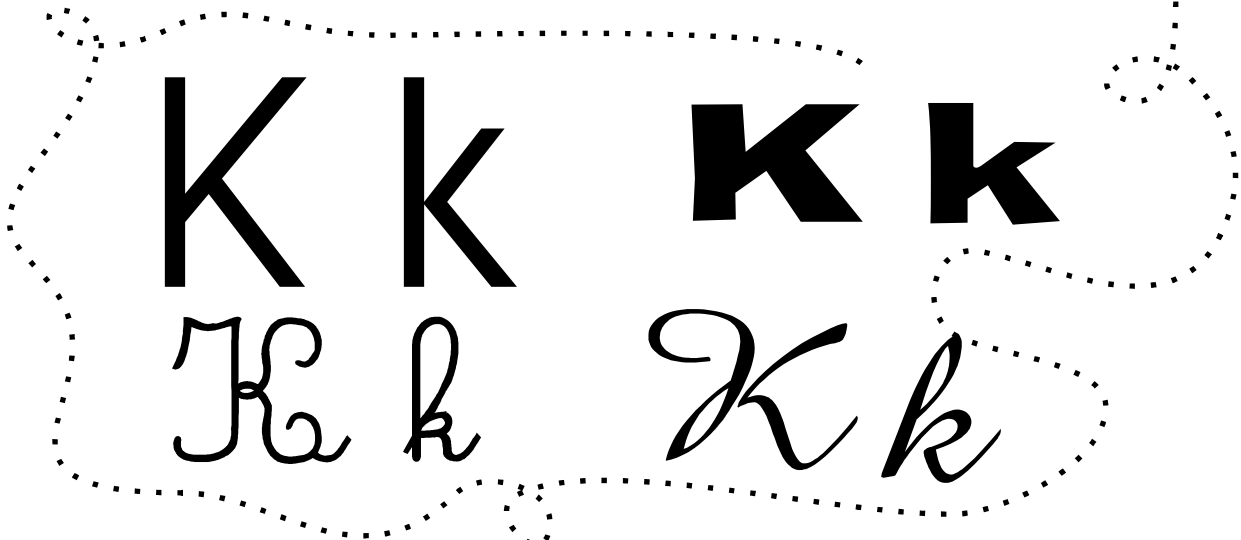



# POEMINHA DA LETRA K

**K**

A LETRA **K**  
 É MUITO USADA  
 PARA NOMES E APELIDOS  
**KELI, KAREN, KAKA**  
**KAIO, KELVIN**  
 TEM UM CACHORRO  
 QUE SE CHAMA  
**KIKO**  
 QUE É UM CÃO  
 MUITO QUERIDO

**K**





K k




CACHORRO KIKO

KIKO É O NOME  
DO CACHORRO DA KELI.  
ELE ADORA CORRER,  
PULAR E LATIR.

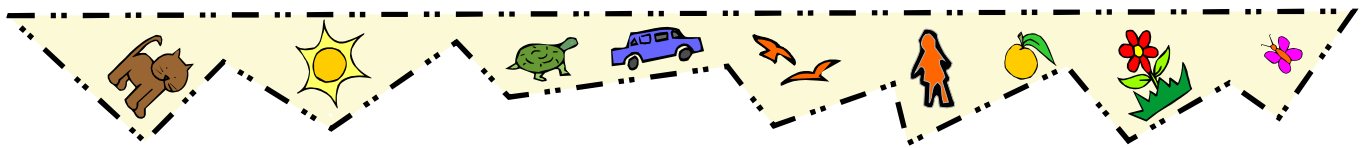
CACHORRO

KIKO



KIKO





Completar as frases com a palavra KIKO:

O NOME DO CÃO É KIKO.

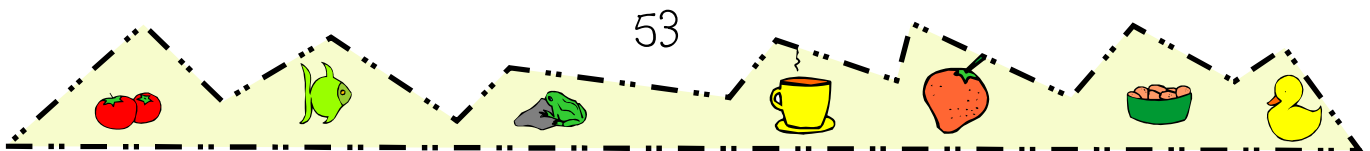
\_\_\_\_\_ É UM CÃO AMIGO.


\_\_\_\_\_ GOSTA DE OSSO.

A CASA DO \_\_\_\_\_ É GRANDE.


\_\_\_\_\_ COME RAÇÃO

\_\_\_\_\_ BRINCA COM A KELI.





# KIWI - UMA FRUTA DIFERENTE



KIWI  
kiwi




O KIWI É UMA FRUTA  
MUITO SABOROSA.  
POR FORA É DA COR MARROM.  
POR DENTRO É VERDE  
COM SEMENTES PRETAS.



ESTA FRUTA TEM  
UMA CASCA BEM FININHA.  
A PLANTA DE ONDE ELA  
NASCE SE CHAMA  
KIWIZEIRO.

Obs. Somente estas imagens  
foram extraídas da Internet.





# POEMINHA DA LETRA L

ESTA É A LETRA L

DE LAGARTO

LOBO

LATA

LUA

COM ELA SE ESCRIVE

LIVRO

QUE É MUITO LEGAL

TAMBÉM SE ESCRIVE

LIXO

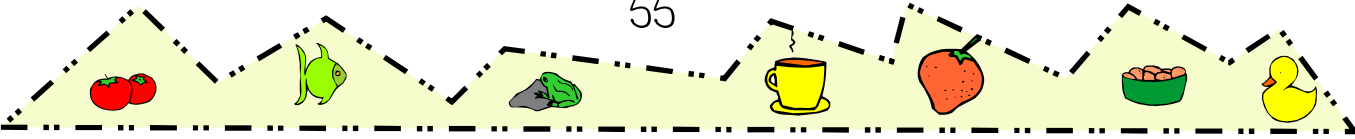
QUE É UM

PROBLEMA AMBIENTAL





Tracing area for the letter L, containing:

- Large uppercase 'L' and 'l' for tracing.
- Medium uppercase 'L' and 'l' for tracing.
- Small uppercase 'L' and 'l' for tracing.
- Hand-drawn dotted lines forming a large 'L' shape for tracing.

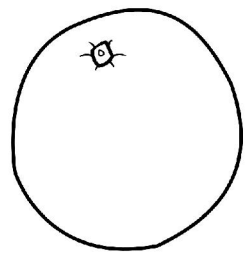







A LUA É UM ASTRO DO CÉU.  
ELA PASSA POR  
QUATRO FASES: CHEIA,  
MINGUANTE, NOVA E  
CRESCENTE.


# LUA




LARANJA



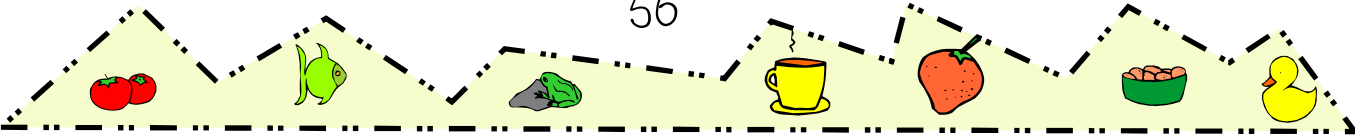
LUA




LAGARTIXA




LIXO





Escrever ao lado das imagens, como no exemplo:



LIXO  
LIXO

---

---

---



LIBÉLULA

---

---

---




LIVROS

---

---

---





Desenhar:


LIXO

LATA

LARANJA

LUA





# POEMINHA DA LETRA M



ESTA É A LETRA **M**  
QUE TEMOS  
NA PALMA DA MÃO  
COM ELA ESCRREVEMOS

MARIA

MAÇÃ


MAMÃO


E TAMBÉM

UMA DAS PALAVRAS  
MAIS LINDAS DO MUNDO

MAMÃE



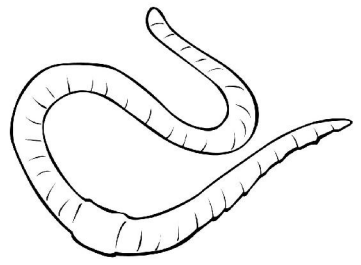


M m 

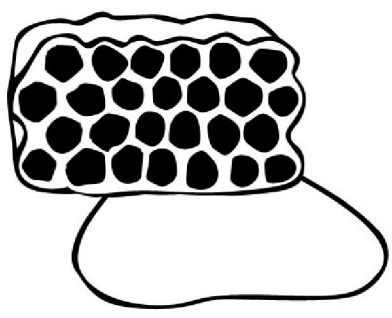
MAÇÃ

A MAÇÃ É UMA FRUTA VERMELHA E SABOROSA. EU GOSTO MUITO DE COMER MAÇÃ NA SALADA DE FRUTAS.

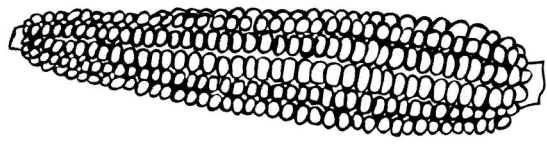
MAÇÃ



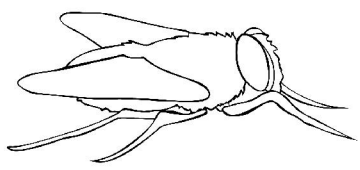
MINHOCA



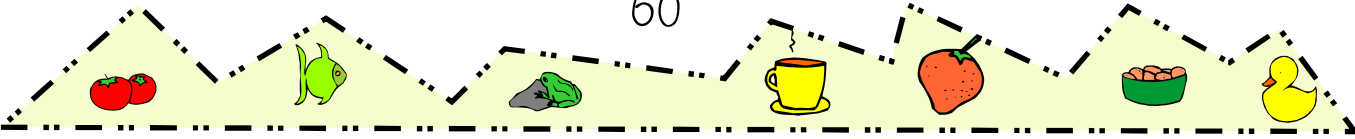
MEL




MILHO



MOSCA





OBSERVAR COM ATENÇÃO AS IMAGENS:



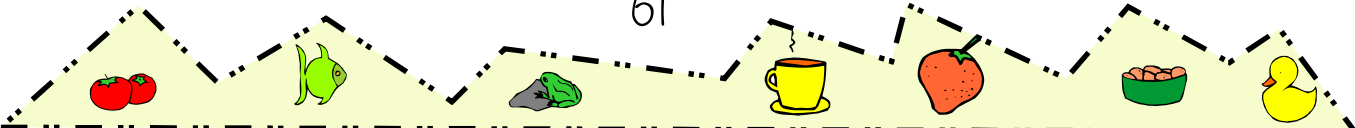
MACACO BUGIO


MATA




MILHARAL

MORANGO DO MATO

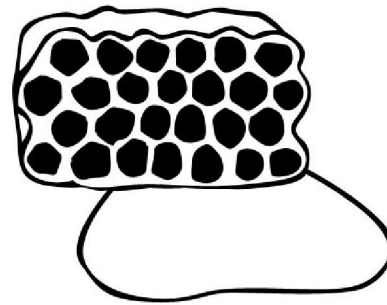




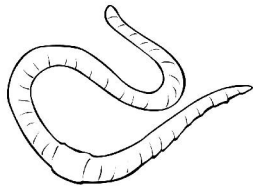
Pintar somente o que é de comer:



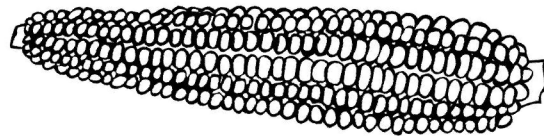
MAÇÃ



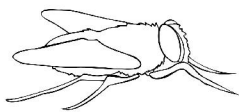
MEL



MINHOCA




MILHO



MOSCA






# POEMINHA DA LETRA N

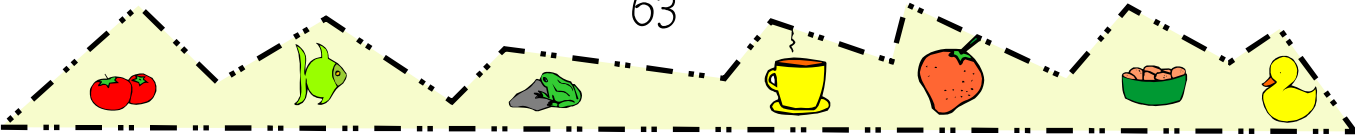


A LETRA **N**  
 É A LETRA  
 DOS **NÚMEROS**  
 DA **NATUREZA**  
 DO **NINHO** E DAS **NUVENS**  
 À **NOITE**  
 A LETRA **N**  
**NAVEGA**  
 NO MEIO DO  
 SONHO  
 DA GENTE




**N n N n**


*N n N n*







N n




NATUREZA


A NATUREZA É A TERRA, O CÉU, AS PLANTAS, OS ANIMAIS, O AR, A ÁGUA. A NATUREZA É VIDA.

# NATUREZA


9 NOVE



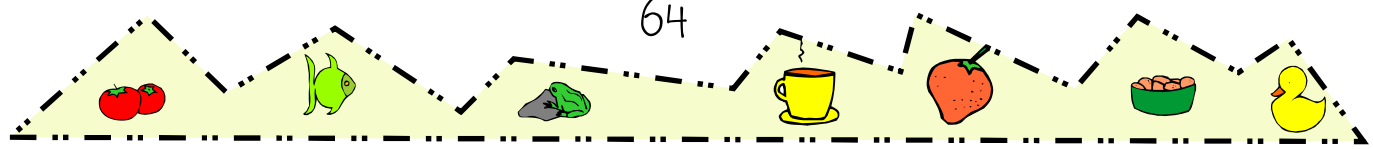
NUVEM




NAVIO




NOZ





Escrever ao lado das imagens, como no exemplo:



NEBLINA  
NEBLINA

---

---

---



NINHO

---

---

---

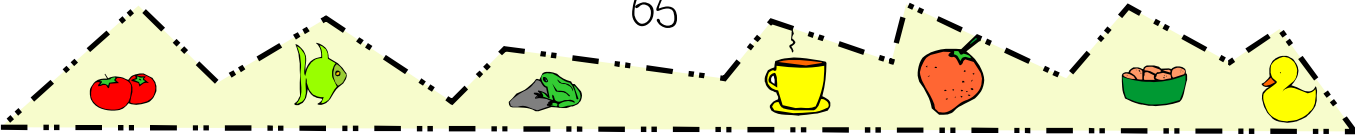



NUVENS

---

---

---





Pintar as palavras:

NATUREZA

NATUREZA


NUVEM

NUVEM

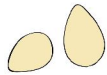
NOZ

NOZ





# POEMINHA DA LETRA O



A LETRA O  
É UMA LETRA REDONDINHA  
QUE USAMOS PARA ESCREVER

OVO

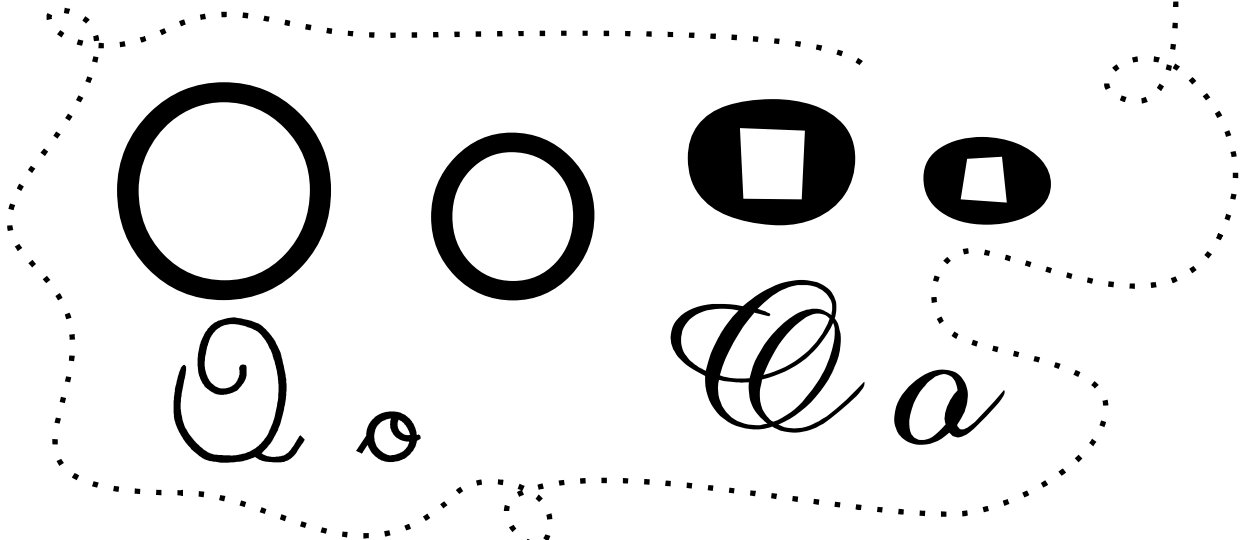
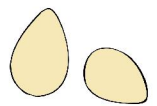
OLHO


OVELHA

E ATÉ ORELHA

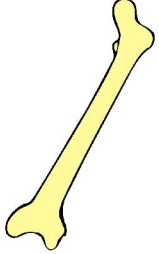
A LETRA O TAMBÉM ESTÁ  
DENTRO DA PALAVRA

SONHO






O o



**OSSO**

OS OSSOS FAZEM PARTE DO NOSSO CORPO. ELES FORMAM O NOSSO ESQUELETO.

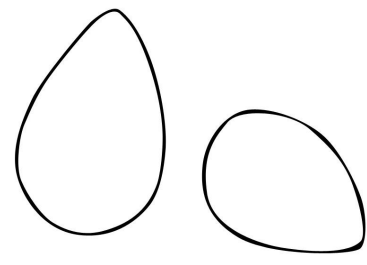
OSSO



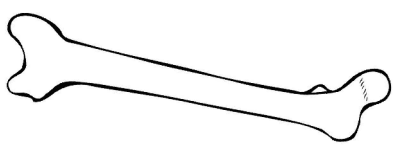
OVELHA

8

OITO



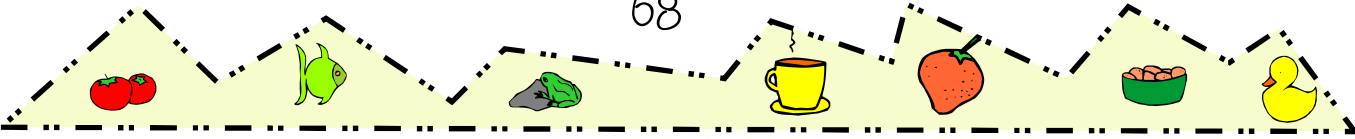
OVOS



OSSO



OLHO





## SEÇÃO FOTO FICHA



# OVELHA

A OVELHA É UM ANIMAL.  
ELA COME GRAMA E DO  
SEU PELO É FEITA  
A LÃ.


# ORQUÍDEA

AS ORQUÍDEAS SÃO UM  
TIPO DE PLANTA.  
ELAS CRESCEM SOBRE AS  
ÁRVORES E DÃO LINDAS  
FLORES COLORIDAS.



# OLHO

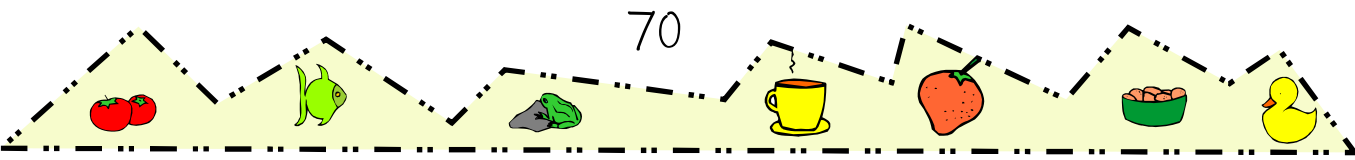
O OLHO PERMITE-NOS  
ENXERGAR.  
EXISTEM OLHOS DE  
DIFERENTES CORES.




Escrever:

Desenhar:

OVO		
VELHA		
OSSO		
OLHO		
ORELHA		





# POEMINHA DA LETRA P



ESTA É A LETRA **P**

A LETRA

DO **P**ATO

DA **P**IPOCA

DA **P**RESERVAÇÃO

DA **P**RAIA

É TAMBÉM

A LETRA

DO **P**APAGAIO


DO **P**IRATA




Tracing area containing the letters **P** and **p** in various styles: a large bold uppercase **P**, a large bold lowercase **p**, a smaller bold uppercase **P**, a smaller bold lowercase **p**, a cursive uppercase **P**, and a cursive lowercase **p**. Each letter has a vertical dashed line indicating the starting point and direction of the stroke. The entire tracing area is enclosed in a dotted outline.







P p



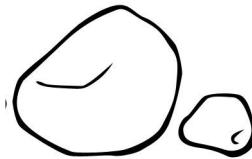
PIPOCA

A PIPOCA É SABOROSA.  
ELA É FEITA DO MILHO.  
O MILHO ESTOURA NA  
PANELA QUENTE.


PIPOCA




PLANETA




PEDRAS



PRETO




PÊSSEGO



PÁSSARO





OBSERVAR COM ATENÇÃO AS IMAGENS:



PARALELEPÍPEDO



PATOS




POMBA



PÊSSEGO




POMBA NA CALÇADA



PONTE




PÔR DO SOL



PICA PAU

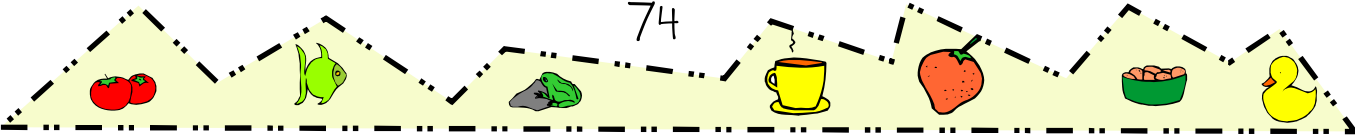





Procurar as palavras: PLANETA, PÁSSARO, PEDRAS,  
 PÊSSEGO, pintar e escrevê-las abaixo,  
 como o exemplo:

O	R	P	I	P	O	C	A	M
T	T	L	E	Á	F	R	P	T
U	P	A	P	S	S	A	Ê	A
A	E	N	E	S	A	N	S	S
P	H	E	M	A	S	I	S	A
D	N	T	O	R	O	L	E	T
I	T	A	L	O	M	O	G	J
P	E	D	R	A	S	L	O	A

PIPOCA






# POEMINHA DA LETRA Q




A LETRA Q  
 É A LETRA  
 DE QUERIDO  
 DE QUERO  
 DE QUEIJO  
 DO

QUERO-QUERO  
 E DE UM LINDO  
 ANIMAL CHAMADO  
 QUATI





Q q




QUEIJO


O QUEIJO É FEITO DO LEITE.  
EU GOSTO DE COMER  
QUEIJO.  
O QUEIJO É GOSTOSO.

QUEIJO

4 QUATRO




QUERO-QUERO



QUATI






# QUADROS


Colar uma figura em cada quadro:




QUADRO 1



QUADRO 2




QUADRO 3



QUADRO 4





Completar as frases com as palavras  
QUATI ou QUERO-QUERO:

O \_\_\_\_\_ TEM 4 PATAS.

O \_\_\_\_\_ TEM 2 PATAS.

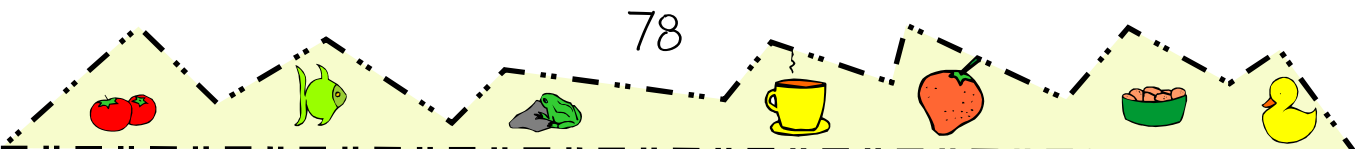
O \_\_\_\_\_ VOA.


O \_\_\_\_\_ CAMINHA.

O \_\_\_\_\_ É UMA AVE.

O \_\_\_\_\_ TEM UM RABO COMPRIDO.

O \_\_\_\_\_ FAZ NINHO NO CHÃO.





# POEMINHA DA LETRA R

COM A LETRA R  
PODEMOS ESCREVER



RATO

ROSA

RUA


RODA

E TAMBÉM

RIACHO

RIO


E RECICLAGEM



Tracing area for the letter R. It contains four styles of the letter: uppercase 'R' and lowercase 'r' in a simple sans-serif font, and uppercase 'R' and lowercase 'r' in a cursive script font. The letters are arranged in two rows. The entire tracing area is enclosed in a dotted line that forms a large, irregular shape.







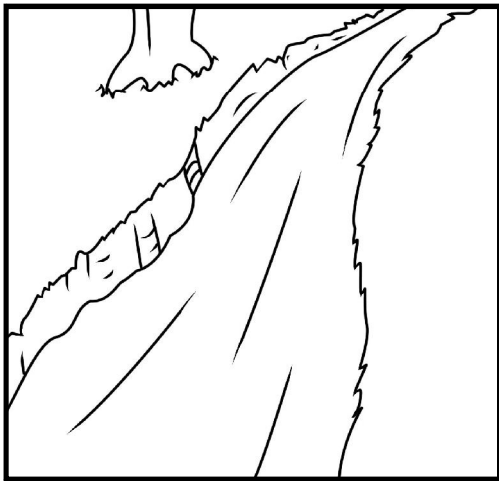
R r



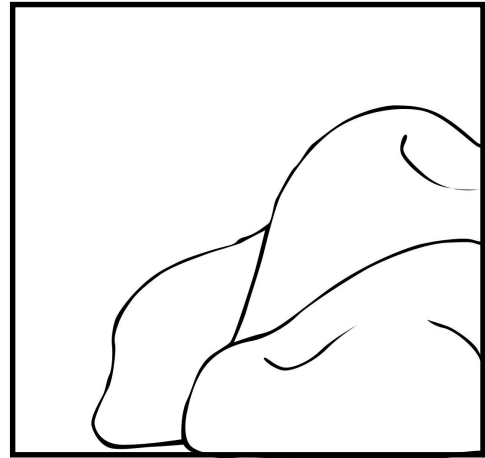
ROCHA

A ROCHA É UMA GRANDE  
PEDRA  
QUE SE FORMA NO  
CHÃO DA TERRA.


ROCHA



RIO




ROCHA



RATO





# OBSERVAR COM ATENÇÃO AS IMAGENS:



RETROESCAVADEIRA



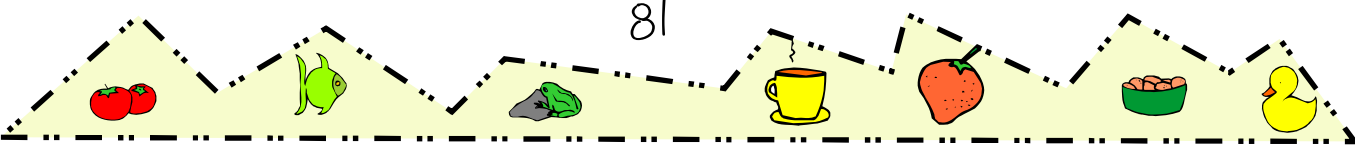
REGADOR




RIACHO



REDE





Ligar as sílabas às palavras:

RIO

ROCHA

RATO

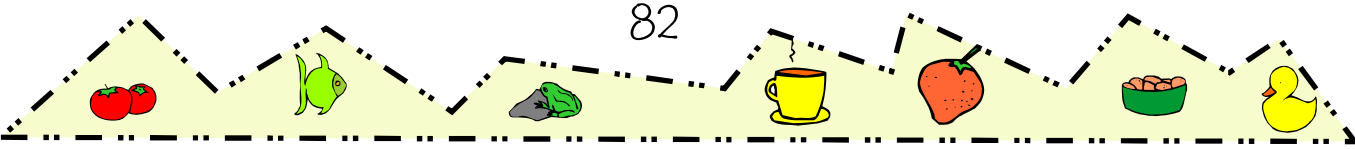
CHA


RA

RI

RO

TO





# POEMINHA DA LETRA S



A LETRA **S**  
É UMA LETRA  
COM CURVAS  
COM ELA **ESCREVEMOS**

**S**APO

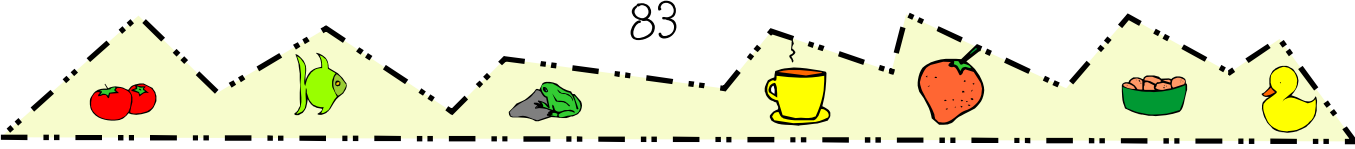
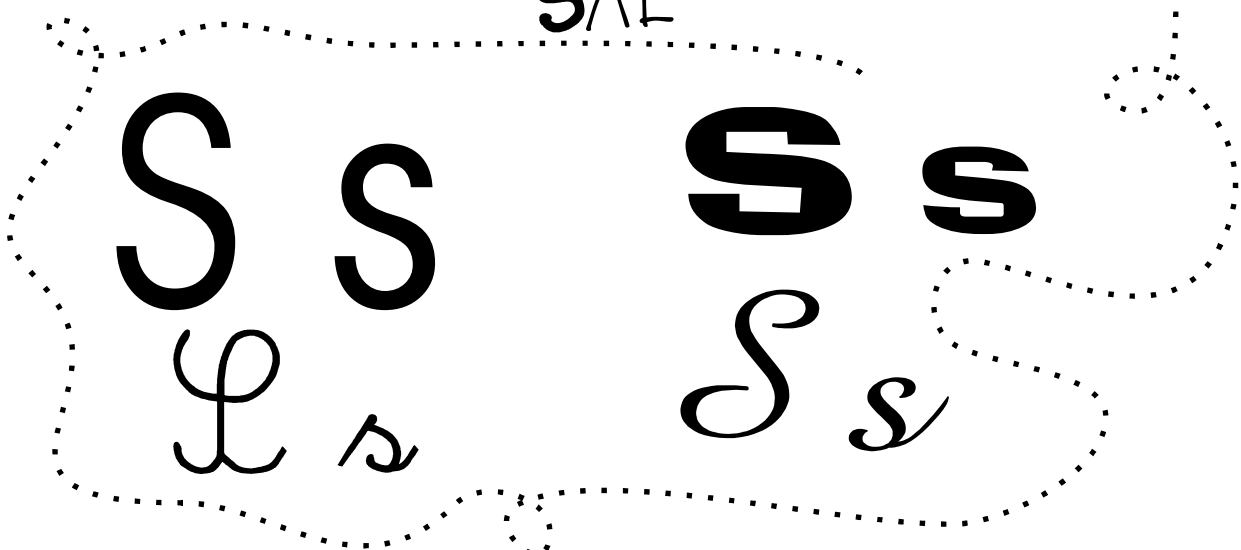

**S**OMBRA


**S**OL


TAMBÉM

**S**OPA E

**S**AL






S s   
SOL

O SOL É UM ASTRO  
CELESTE QUE ILUMINA  
E AQUECE  
A TERRA.


SOL

6 SEIS

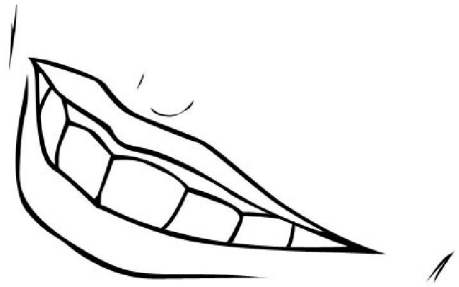


SOL

7 SETE




SAPO



SORRISO





Escrever ao lado das imagens, como no exemplo:



SAPO  
SAPO

---

---

---




SOMBRA

---

---

---

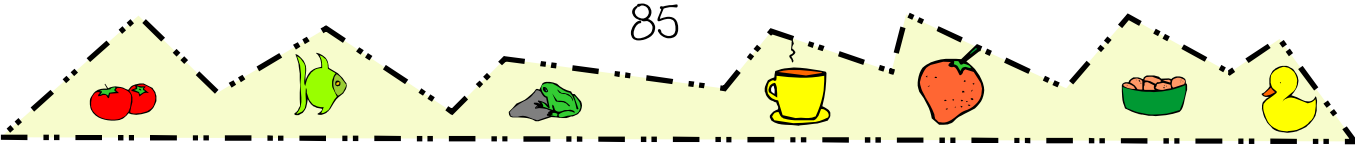



SURUCUÁ

---


---

---






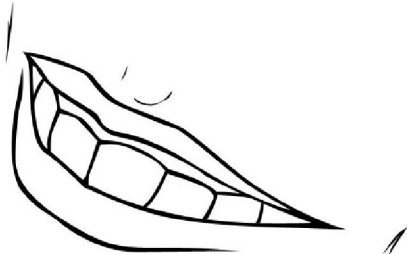
Escrever a palavra ao lado do desenho:



---




---



---





# POEMINHA DA LETRA T



ESTA É A LETRA T

DE

TERRA

TARTARUGA

TATU

TORRADEIRA

É TAMBÉM


A LETRA

DE

TORNEIRA







T t



TERRA


A TERRA É O PLANETA ONDE MORAMOS. COMO NA NOSSA CASA, PRECISAMOS MANTÊ-LA LIMPA E SAUDÁVEL.

TERRA

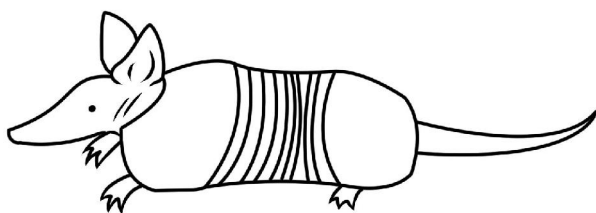


TERRA

3 TRÊS



TARTARUGA



TATU





## SEÇÃO FOTO FICHA




# TEIA

A TEIA É DA ARANHA.  
A ARANHA USA A TEIA  
PARA CAÇAR INSETOS  
PARA SE ALIMENTAR.


# TÓCA

NESTA TÓCA MORA  
UM TATU.  
ELE CAVA UM BURACO  
NO CHÃO.



# TRILHA

UMA TRILHA É UM  
CAMINHO USADO PARA  
CAMINHADAS AO AR  
LIVRE PARA SENTIR  
A NATUREZA.



Pintar as palavras:

TERRA

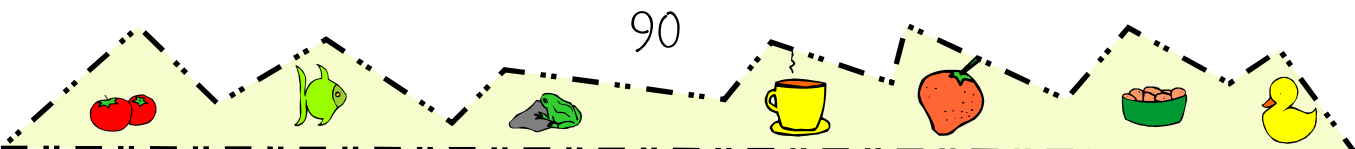
TERRA


TARTARUGA

TARTARUGA

TATU

TATU





# POEMINHA DA LETRA U



COM A LETRA U  
ESCREVEMOS

UVA

URUBU


URSO


E NESTE SIMPLES

VERSO

ESCREVEMOS

UNIVERSO





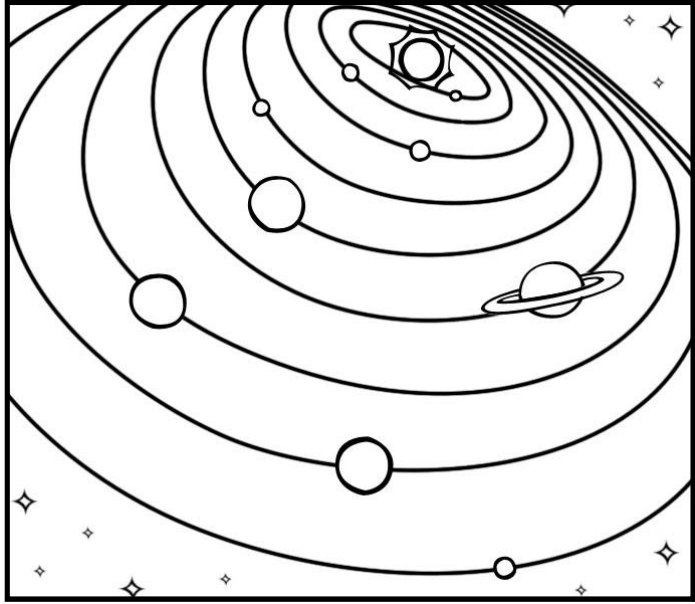
U u

UVA



A UVA É UMA FRUTA BEM REDONDINHA E MUITO SABOROSA. ESTE É UM CACHO DE UVAS.


UVA



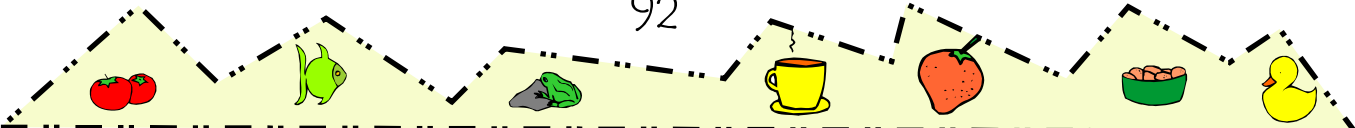
UNIVERSO


1

UM



UVA





APRENDENDO UM POUCO MAIS...

## URUBU




O URUBU É UMA AVE GRANDE.  
ELE COME ANIMAIS MORTOS.

## USINA HIDRELÉTRICA



ESTA É UMA USINA QUE GERA ENERGIA ELÉTRICA  
PELA FORÇA DA ÁGUA. A ENERGIA ELÉTRICA QUE  
USAMOS EM CASA VEM DESTAS USINAS.





Ligar a sílaba com as palavras e circular onde ela aparece:

UNIVERSO

VA

U

UVA

VER

URSO

SO

NI

UR





# POEMINHA DA LETRA V



ESTA É A LETRA **V**  
COM ELA ESCREVEMOS

NOMES

DE LINDAS CORES

**V**ERDE E

**V**ERMELHO

E TAMBÉM ESCREVEMOS

**V**ENTO QUE APAGA

O FOGO DA

**V**ELA




**V V V v v**

*V v V v*








V v




VASO

O VASO É UM OBJETO QUE SERVE PARA COLOCAR AS MAIS LINDAS FLORES DAS MAIS DIVERSAS CORES.


VASO



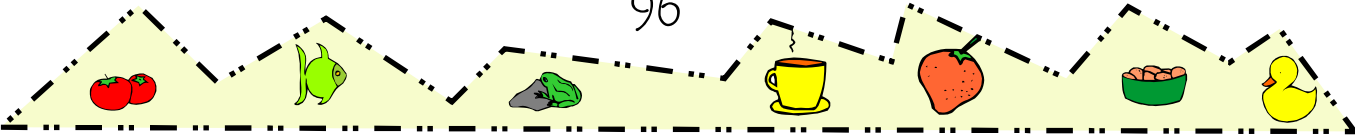
VENTO




VERDE



VERMELHO





OBSERVAR COM ATENÇÃO AS IMAGENS:



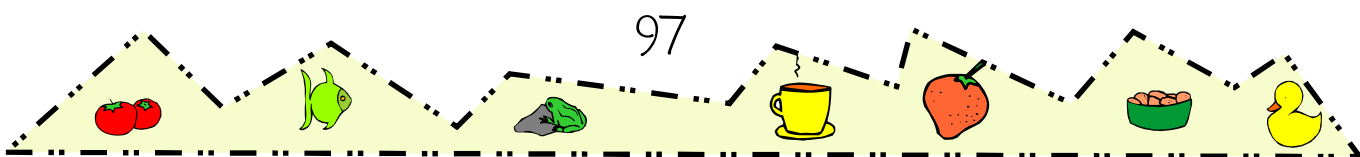
VIDRO


O VIDRO É FEITO DA AREIA.  
COPOS, GARRAFAS E MUITAS OUTRAS  
EMBALAGENS SÃO FEITAS DE VIDRO.

VASO



O VASO É A CASA DE MUITAS PLANTAS.  
É MUITO BOM TER VASOS COM FLORES,  
TEMPEROS E CHÁS. SÃO FÁCEIS DE CULTIVAR  
E FAZEM BEM À SAÚDE.





Copiar as palavras ao lado:


VIDRO

VIDRO

VELA

VENTO







# POEMINHA DA LETRA W

W

A LETRA **W**  
 É USADA  
 PARA NOMES E APELIDOS  
**W**ILIAM, **W**ALMOR  
**W**ILMA, **W**ANDA  
 TEM UM MENINO  
 QUE SE CHAMA  
**W**ALTER  
 QUE GOSTA DE OLHAR  
 PELA JANELA

W





W

w



MENINO **WALTER**

WALTER TEM SETE ANOS.  
ELE USA ÓCULOS.  
ELE NÃO GOSTA MUITO  
DE USAR ÓCULOS, MAS COM  
ELES, ENXERGA MELHOR.

WALTER



WALTER





Completar as frases com a palavra WALTER:

\_\_\_\_\_ É MUITO CURIOSO.


O LIVRO É DO \_\_\_\_\_.

\_\_\_\_\_ TEM MUITOS AMIGOS.

Pintar as palavras:

WALTER  
walter





Ligar a sílaba com as palavras e circular onde ela aparece:

WALTER

WIL

WAN

WILMA

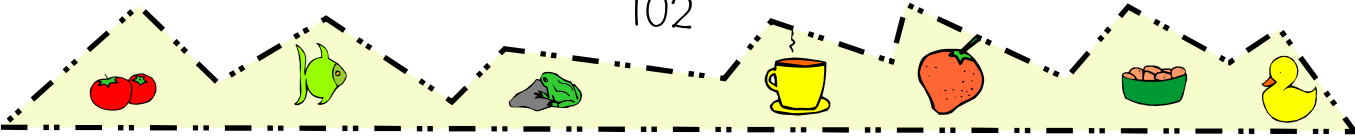
WAL


WANDA

TER


DA

MA





# POEMINHA DA LETRA X



ESTA É A LETRA **X**

ELA É USADA

NAS PALAVRAS

**X**ALE

**X**ADREZ

**X**AXIM


E TAMBÉM **X**AMÃ

QUE É O ÍNDIO

QUE SABE CURAR

E FAZ **X**AROPE

PARA O INDIOZINHO TOMAR

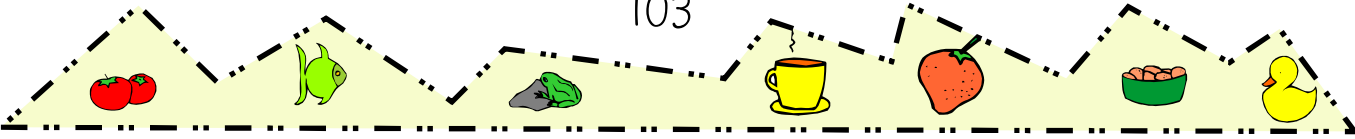


**X X**


**X x**


X x

X x









X x   
**XÍCARA**

A XÍCARA SERVE PARA TOMAR BEBIDAS QUENTES COMO LEITE, CAFÉ E CHÁ. TOMAR CHÁ É UM HÁBITO MUITO SAUDÁVEL.

XÍCARA



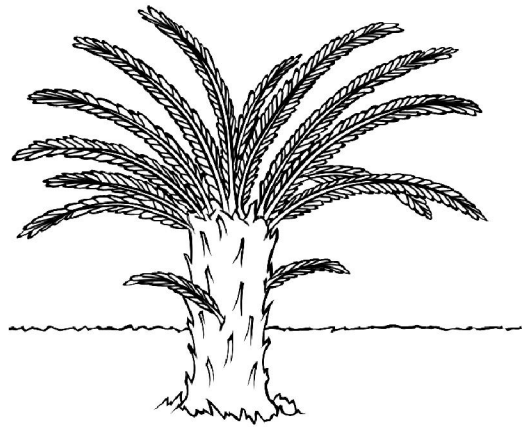
XADREZ



XALE




XÍCARA



XAXIM





Ligar as sílabas às palavras:

XADREZ

XÍCARA

XAXIM


XA

CA

XIM

DREZ

xí



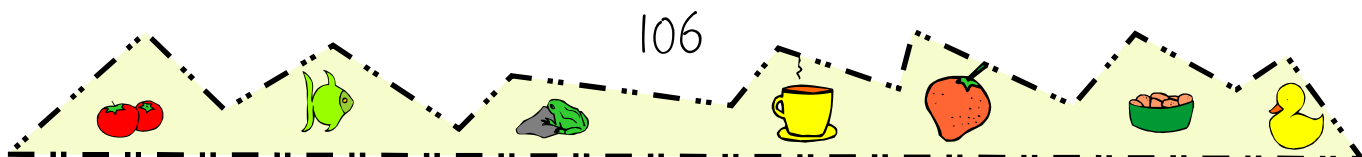



OBSERVAR COM ATENÇÃO A IMAGEM:



## XAXIM

O XAXIM É UMA PLANTA MUITO ANTIGA.  
ELA É UMA PLANTA DIFERENTE.  
O SEU CAULE É FORMADO POR RAÍZES  
QUE BEM JUNTINHAS  
SUSTENTAM AS FOLHAS DA PLANTA.  
O XAXIM ESTÁ EM EXTINÇÃO.





# POEMINHA DA LETRA Y



A LETRA **Y**  
E AS LETRAS **K** E **W**  
SÃO AS LETRAS MAIS NOVAS  
NA FAMÍLIA DO  
NOSSO ALFABETO  
COM **Y** ESCREVEMOS


**YOGA**

**YASMIM,**

**YARA**


E O NOME DE UMA TRIBO  
DE ÍNDIOS DO BRASIL  
CHAMADA **YANOMAMI**



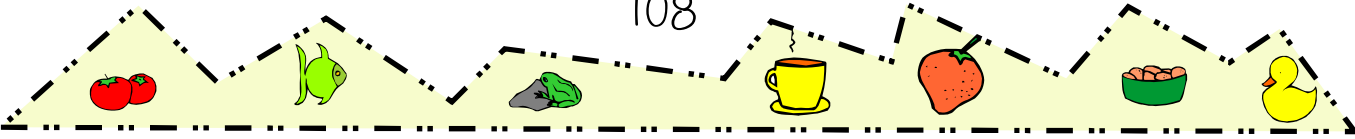



YASMIM TEM 7 ANOS.  
ELA GOSTA DE ESCREVER.  
ELA TAMBÉM GOSTA DE  
DESENHAR E DE IR PARA  
A ESCOLA.

YASMIM




YASMIM





OBSERVAR COM ATENÇÃO O DESENHO:



## YOGA

A YOGA, OU IOGA, É UMA ATIVIDADE  
PARA EXERCITAR O CORPO E A MENTE.

A PESSOA FICA PARADA  
EM DIFERENTES POSES  
E MEDITA

A YOGA TRAZ ALÍVIO E PAZ  
PORQUE MEDITAR É NÃO PENSAR  
EM NADA PARA SE ACALMAR.





Pintar as palavras e circular a  
letra Y:

YASMIM


Yasmim


YANOMAMI

Yanomami

YARA

Yara





# POEMINHA DA LETRA Z



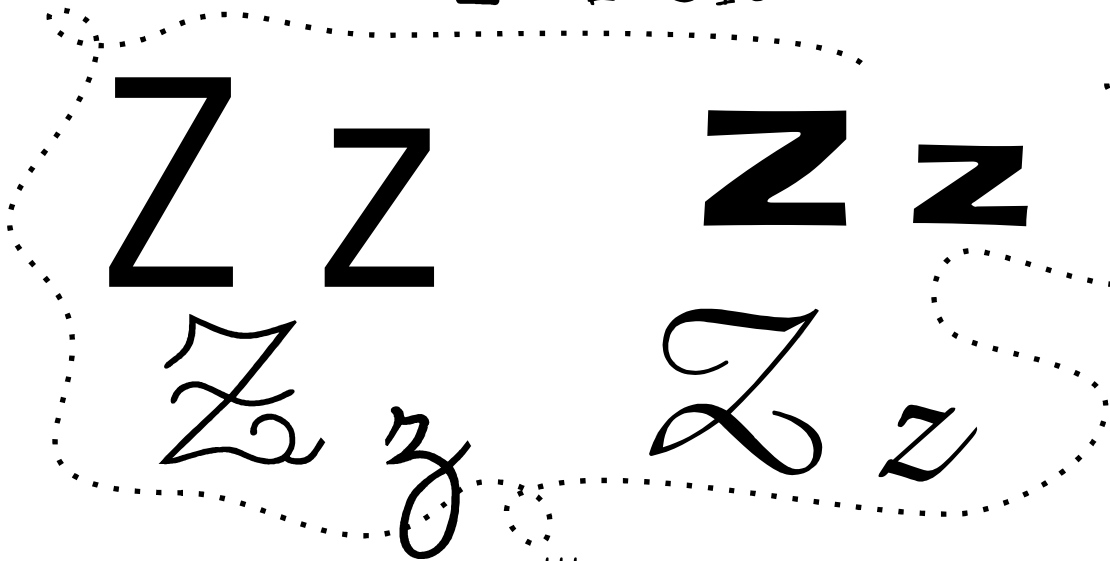
A LETRA **Z**  
 É A ÚLTIMA LETRA  
 DO NOSSO  
 ALFABETO  
 COM ELA ESCRREVEMOS

**ZEBRA**

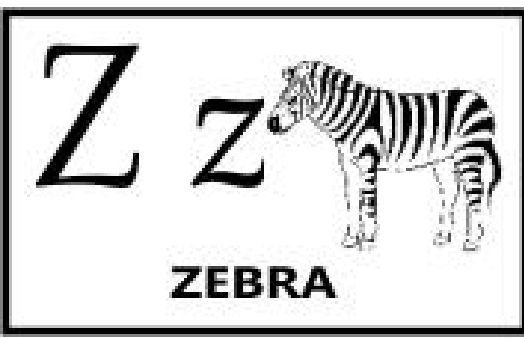

**ZÍPER**

**ZORRO**

E TAMBÉM O NOME DE UM  
 LUGAR ONDE VIVEM  
 MUITOS ANIMAIS  
 O **ZOO**LÓGICO





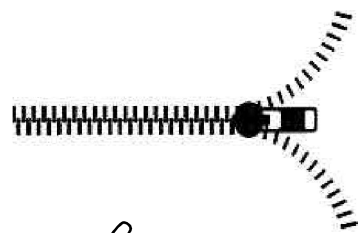


A ZEBRA É UM ANIMAL SELVAGEM. ELA PARECE UM CAVALO MAS TEM O PELO LISTRAADO.


# ZEBRA



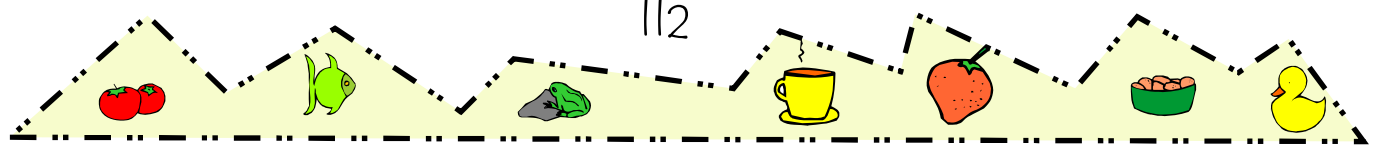
ZORRO




ZÍPER



ZEBRA



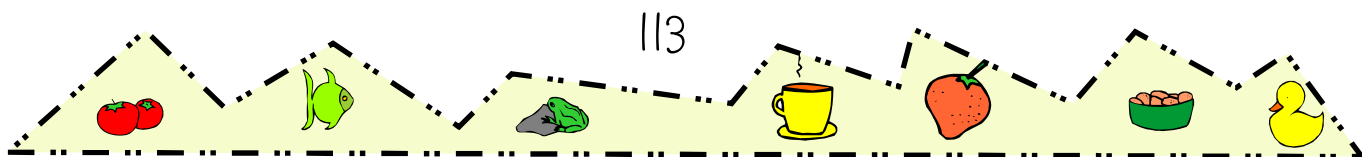



OBSERVAR COM ATENÇÃO A IMAGEM:



## ZOOLOGICO

O ZOOLOGICO É UM JARDIM ONDE VIVEM ANIMAIS SILVESTRES OU SELVAGENS. ASSIM, AS PESSOAS PODEM CONHECER ANIMAIS DE MUITOS LUGARES DISTANTES. ALGUMAS PESSOAS ACHAM QUE NÃO É UM BOM LUGAR, POIS OS ANIMAIS FICAM PRESOS.





Copiar as palavras ao lado:


ZEBRA

ZEBRA

ZÍPER


ZOOLOGICO




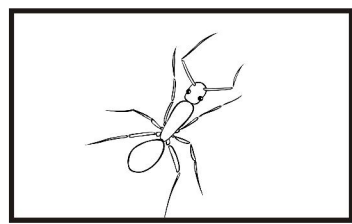



# Alfabeto para pintar e ligar com o desenho:


A a   
ABACAXI





B b   
BORBOLETA




C c   
COELHO

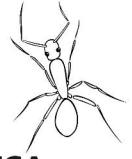


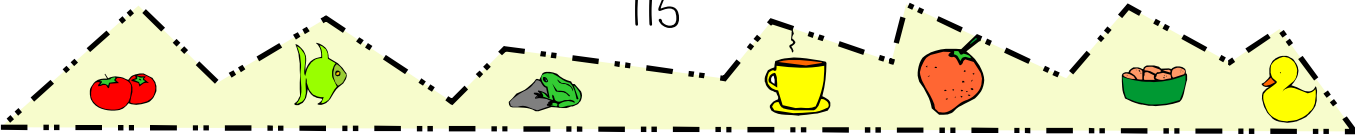

D d   
DINOSSAURO




E e   
ESTRELA




F f   
FORMIGA




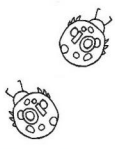


Pintar e ligar com o desenho:

G g   
GATO

H h   
HIENA

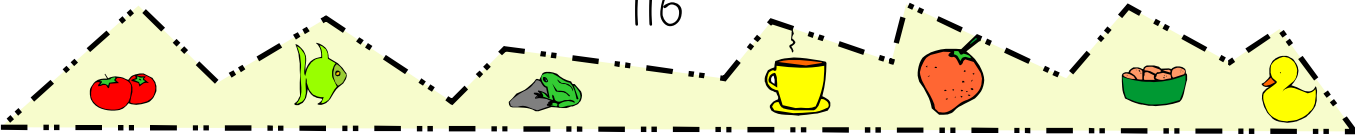
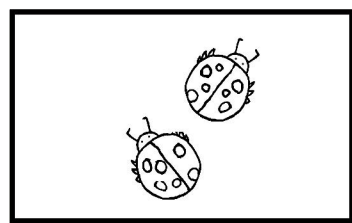

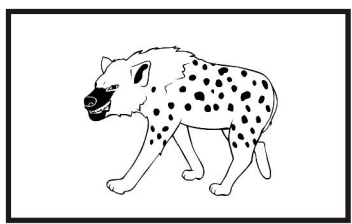


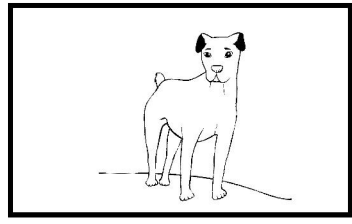
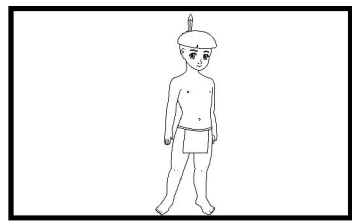
I i   
ÍNDIO


J j   
JOANINHAS

K k   
CACHORRO KIKO


L l   
LUA


M m   
MAÇÃ







# Pintar e ligar com o desenho:


N n   
NATUREZA




O o   
OVELHA




P p   
PÁSSARO



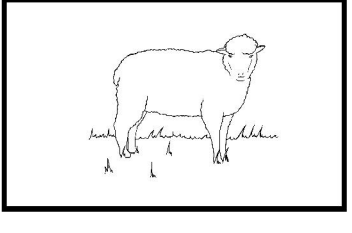
Q q   
QUATI



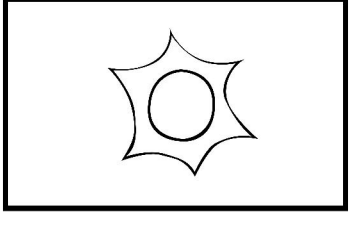
R r   
ROCHA




S s   
SOL



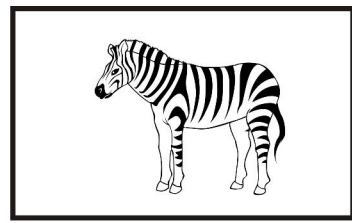
T t   
TARTARUGA






Pintar e ligar com o desenho:


U u   
UVA





V v   
VENTO



W w   
MENINO WALTER




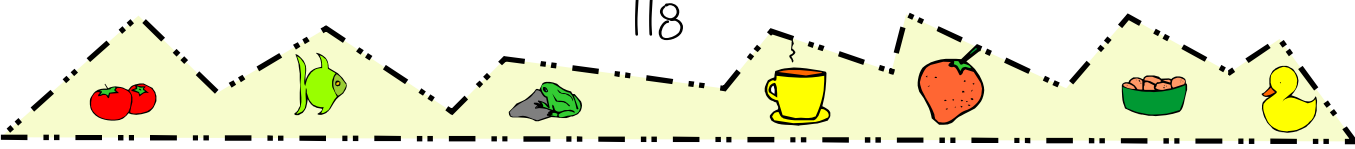

X x   
XAXIM




Y y   
MENINA YASMIM




Z z   
ZEBRA






# A MAGIA DE LER

APRENDER A LER  
E A ESCREVER  
TRAZ MUITA ALEGRIA  
MUITA FELICIDADE




ENTRAR NO MUNDO DAS LETRAS  
É ENTRAR EM UM MUNDO NOVO  
CHEIO DE DESCOBERTAS  
DOS ENCANTOS DO NOSSO PLANETA TERRA  
E DE TUDO QUE NELE HABITA  
TÃO MARAVILHOSO  
TÃO CHEIO DE VIDA

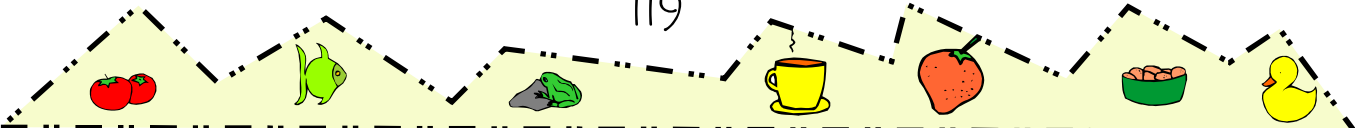


AI, AS LETRAS,  
SEM ELAS, O QUE SE FARIA?  
O QUE SE LERIA?  
O QUE SE CONTARIA?

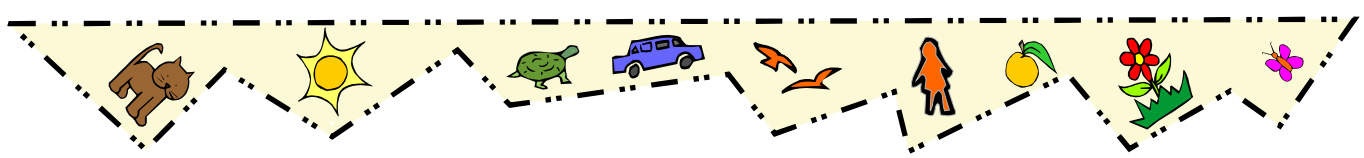
SEM ELAS NÃO EXISTIRIAM AS PALAVRAS  
E SEM PALAVRAS  
NÃO EXISTIRIAM LIVROS  
QUE SÃO A MORADA  
DE SONHOS E DE REALIDADES  
DA VIDA NESTA AMADA TERRA



BERENICE GEHLEN ADAMS







### *Sobre a autora*

*Berenice Crehlen Adams lecionou por 12 anos, tanto na rede pública quanto na rede de ensino particular, e por muitos anos atuou como professora alfabetizadora. Em meados de 1992 começou a desenvolver o Projeto Apoema - Educação Ambiental que coordena até hoje, e é autora das publicações da Apoema Cultura Ambiental, empresa que atua na área editorial com foco em Educação Ambiental.*

*É Pedagoga com especialização em alfabetização e em educação ambiental.*

*Tanto o Projeto Apoema - Educação Ambiental quanto as outras publicações podem ser conhecidos em:*

*[www.apoema.com.br](http://www.apoema.com.br)*





Esta publicação é focada no público infantil para auxiliar no processo de alfabetização.

Para cada letra há um poema acompanhado de diversas atividades ilustrativas, que combinam aprendizado com descobertas a partir de pinturas de desenhos, letras, escrita de palavras e muita observação com fotografias exclusivas, todas relacionadas com vivências e experiências da autora Berenice Gehlen Adams.



Agência Brasileira do ISBN  
ISBN 978-85-98313-10-8



9 788598 313108

[www.apoema.com.br](http://www.apoema.com.br)