

ESCOLA: _____

ALUNO: _____ TURMA: _____

PROFESSOR(A): _____ DATA: ____/____/____



ATIVIDADES DE ARTE




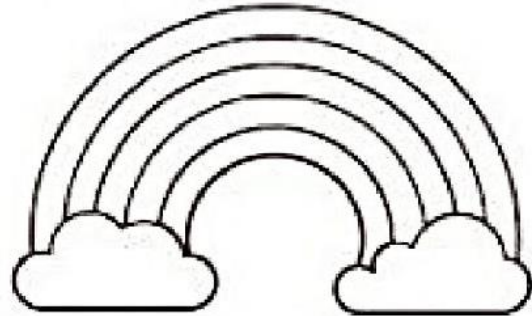
ESCOLA: _____

ALUNO: _____ TURMA: _____

PROFESSOR(A): _____ DATA: ____/____/____

VAMOS COLORIR?

SIGA A SEQUÊNCIA ABAIXO PARA COLORIR CADA ARCO-ÍRIS.



ESCOLA: _____

ALUNO: _____ TURMA: _____

PROFESSOR(A): _____ DATA: ____/____/____

COMPLETE COM O QUE SE PEDE:

Cores primárias



Cores secundárias



+



=



+



=



+



=



ESCOLA: _____


ALUNO: _____ TURMA: _____

PROFESSOR(A): _____ DATA: ____/____/____

CORES QUENTES:



CORES FRIAS:



ESCOLA: _____

ALUNO: _____ TURMA: _____

PROFESSOR(A): _____ DATA: ____/____/____

FAÇA UMA RELEITURA DA OBRA ABAIXO:



A large, empty rectangular box provided for the student to write their analysis or interpretation of the artwork.

ESCOLA: _____

ALUNO: _____ TURMA: _____

PROFESSOR(A): _____ DATA: ____/____/____

1. VAMOS COLORIR A OBRA DE ARTE DE ROMERO BRITTO?




2. ESCREVA DE SEU JEITO OS NOMES DOS ANIMAIS QUE APARECEM NA TELA GOOD FRIENDS DE ROMERO BRITTO

ESCOLA: _____

ALUNO: _____ TURMA: _____

PROFESSOR(A): _____ DATA: ____/____/____

VAMOS COLORIR:




ESCOLA: _____

ALUNO: _____ TURMA: _____

PROFESSOR(A): _____ DATA: ____/____/____

VAMOS COLORIR:




ESCOLA: _____

ALUNO: _____ TURMA: _____

PROFESSOR(A): _____ DATA: ____/____/____


VAMOS COLORIR:



ESCOLA: _____

ALUNO: _____ TURMA: _____

PROFESSOR(A): _____ DATA: ____/____/____



Children Of The World 2006 Serigraph on Paper Limited 24.5" x 29" Edition of 100 Gesso limited edition 100.

1- OBSERVA A TELA CHILDREN OF THE WORLD E PREENCHA OS QUADRINHOS.

NÚMERO DE ASAS

NÚMERO DE CRIANÇAS

NÚMERO DE PLANETAS



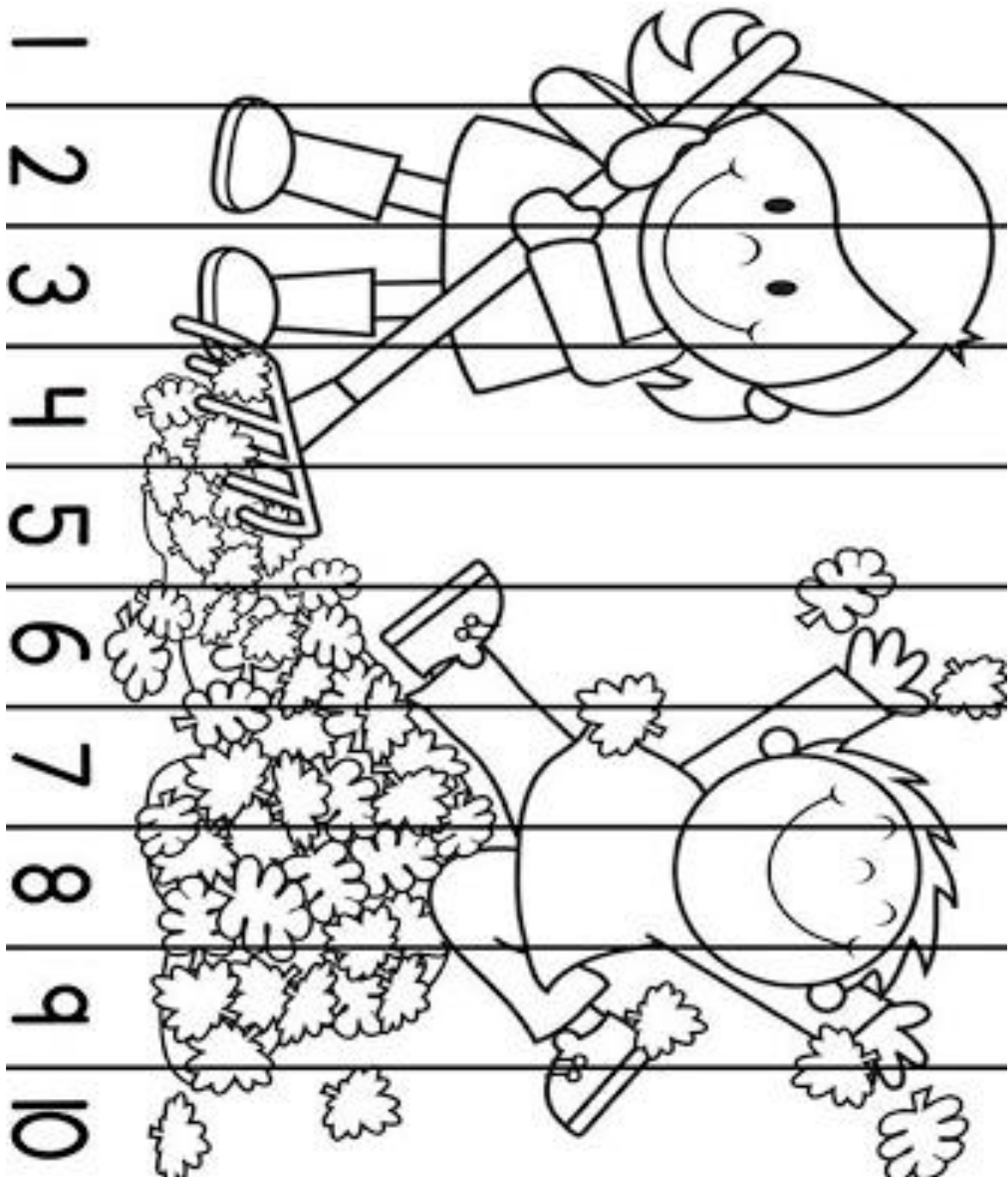
MUNICIPIALIDADE DE ...

ESCOLA: _____

ALUNO: _____ TURMA: _____

PROFESSOR(A): _____ DATA: ____/____/____

VAMOS COLORIR E CONSTRUIR O NOSSO QUEBRA-CABEÇA.



ESCOLA: _____

ALUNO: _____ TURMA: _____

PROFESSOR(A): _____ DATA: ____/____/____


VAMOS COLORIRO DESENHO:




ESCOLA: _____

ALUNO: _____ TURMA: _____

PROFESSOR(A): _____ DATA: ____/____/____



www.smartkids.com.br



PABLO PICASSO


ESCOLA: _____

ALUNO: _____ TURMA: _____

PROFESSOR(A): _____ DATA: ____/____/____



www.smartkids.com.br



© SMARTKIDS

CÂNDIDO PORTINARI



EXPRESSIONISMO BRASILEIRO

ESCOLA: _____

ALUNO: _____ TURMA: _____

PROFESSOR(A): _____ DATA: ____/____/____

JOGO DOS 7 ERROS

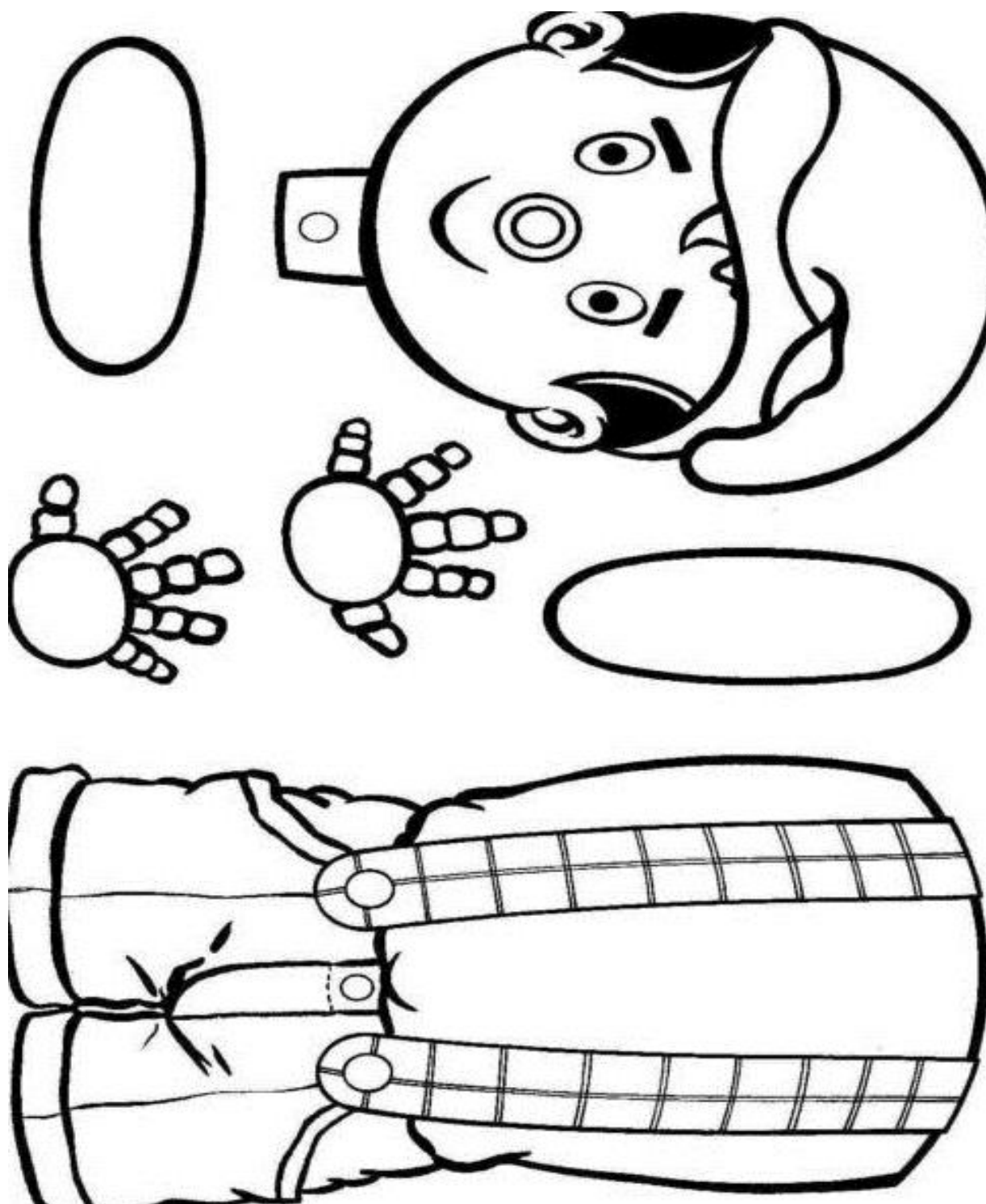


ESCOLA: _____

ALUNO: _____ TURMA: _____

PROFESSOR(A): _____ DATA: ____/____/____

VAMOS PINTAR E MONTAR NOSSO BONECO?



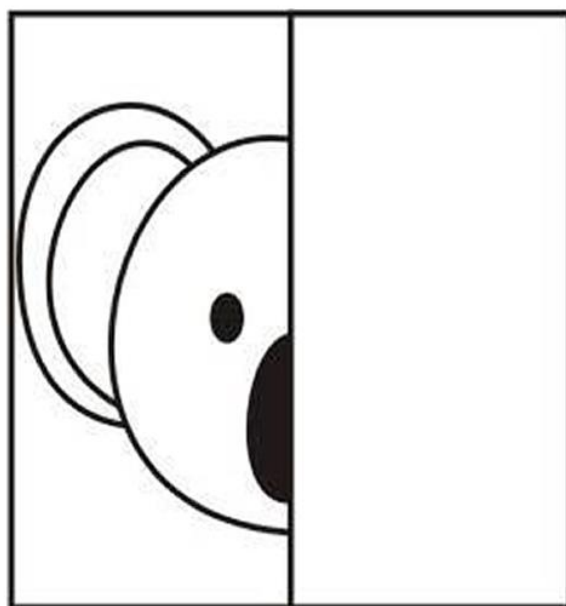
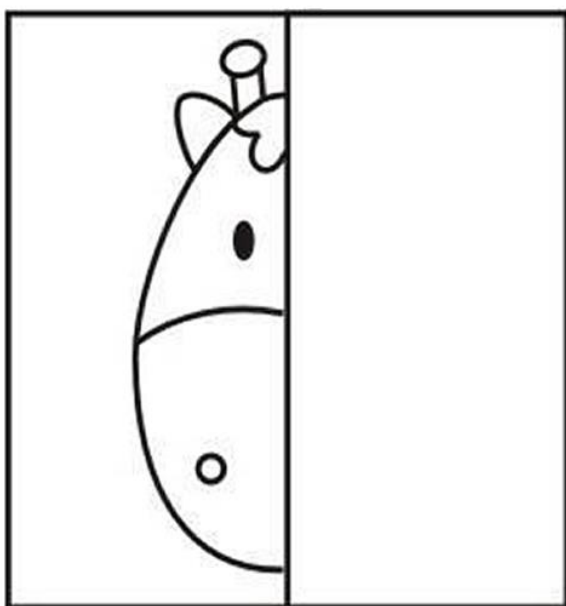


ESCOLA: _____

ALUNO: _____ TURMA: _____

PROFESSOR(A): _____ DATA: ____/____/____

COMPLETE A IMAGEM DESENHANDO O LADO QUE ESTÁ FALTANDO:



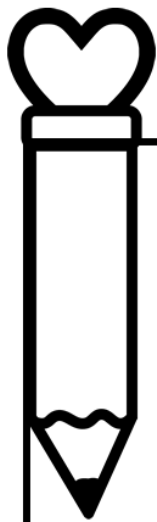

ESCOLA: _____

ALUNO: _____ TURMA: _____


PROFESSOR(A): _____ DATA: ____/____/____

COMPLETE A IMAGEM
DESENHANDO O LADO QUE ESTÁ
FALTANDO:

SIMETRIA



1- COMPLETE O DESENHO.



ESCOLA: _____

ALUNO: _____ TURMA: _____

PROFESSOR(A): _____ DATA: ____/____/____

LIGUE OS PONTOS EM ORDEM NUMÉRICA E COMPLETE AS PÉTALAS DA FLOR.



ESCOLA: _____

ALUNO: _____ TURMA: _____

PROFESSOR(A): _____ DATA: ____/____/____

PINTE DE ACORDO COM A NUMERAÇÃO.




- 1 - VERDE ●
- 2 - AMARELO ●
- 3 - AZUL ●
- 4 - VERMELHO ●

ESCOLA: _____

ALUNO: _____ TURMA: _____

PROFESSOR(A): _____ DATA: ____/____/____

VAMOS COLAR GRÃOS NO CONTORNO DA IMAGEM:




ESCOLA: _____

ALUNO: _____ TURMA: _____

PROFESSOR(A): _____ DATA: ____/____/____

RASGUE PEDACINHOS DE PAPEL E COLE NA ÁRVORE.




ESCOLA: _____

ALUNO: _____ TURMA: _____

PROFESSOR(A): _____ DATA: ____/____/____

DECORE A FLOR COM BOLINHAS DE PAPEL COLORIDO.



ESCOLA: _____

ALUNO: _____ TURMA: _____

PROFESSOR(A): _____ DATA: ____/____/____

COLE ALGODÃO NAS NUVENS E COLOQUE BRILHO NOS GELOS.

