



Apostila das Consoantes Parte II

Este material foi criado para auxiliar no desenvolvimento do meu filho Rafael, com imagens e atividades coletas da internet através do Google, não podendo ser comercializada.

Disponível para cooperar no desenvolvimento de outras crianças.





Vamos aprender a letra M?.




Pinte a letra M e as figuras.

M m M m


M	V	N	W	M	N	V	M
V	N	W	N	V	N	N	V
N	M	N	V	V	W	V	N
M	W	V	M	W	M	W	M
W	N	W	W	V	W	V	W
V	V	M	M	W	V	M	W
M	W	N	W	N	W	W	V
N	V	N	W	M	V	M	N




Encontre e pinte a letra M.




Ligue as figuras que correspondem com a letrinha M.









Desenhe figuras com a letra M.



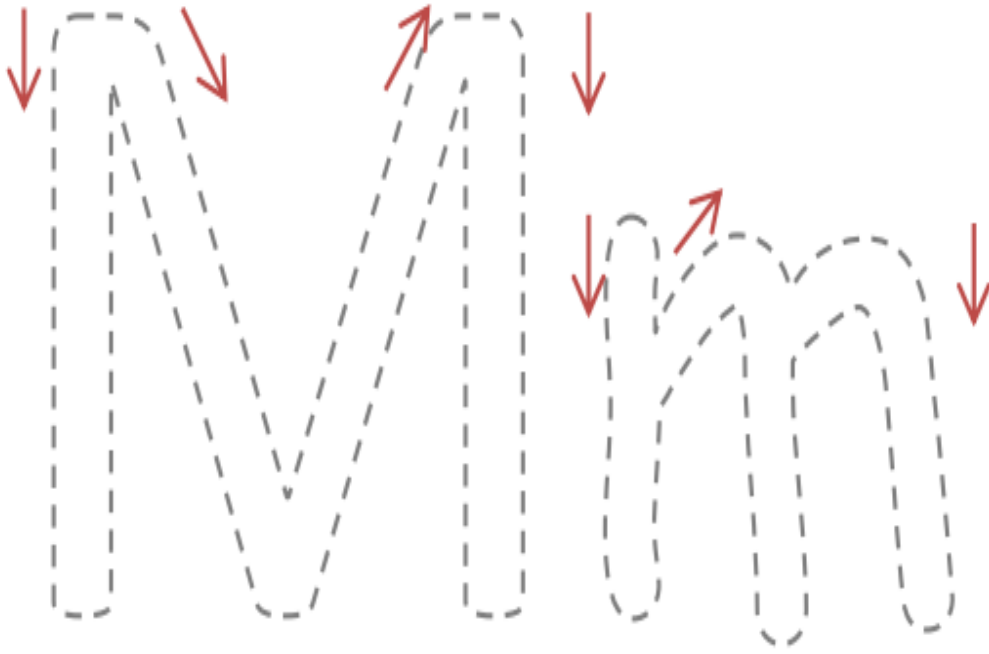
Pinte e cubra a letrinha M.



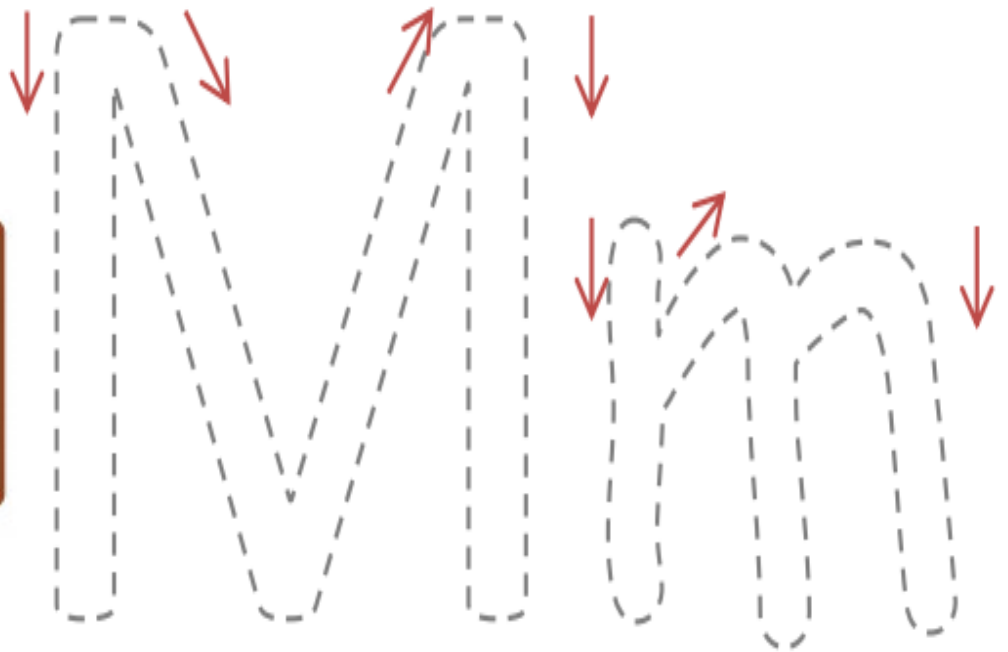

MORCEGO



Cubra com tinta.



MARROM



Decore a letra M com bolinhas de papel crepom.



Circule a letrinha M.



MOLA



MOCHILA




MINHOCA



MOTO



MAMADEIRA



MARROM

Complete com a letra M.



_____ APA



_____ ORCEGO



_____ ILHO



_____ OEDA



_____ EL

Vamos aprender a letra N?.

n n N n



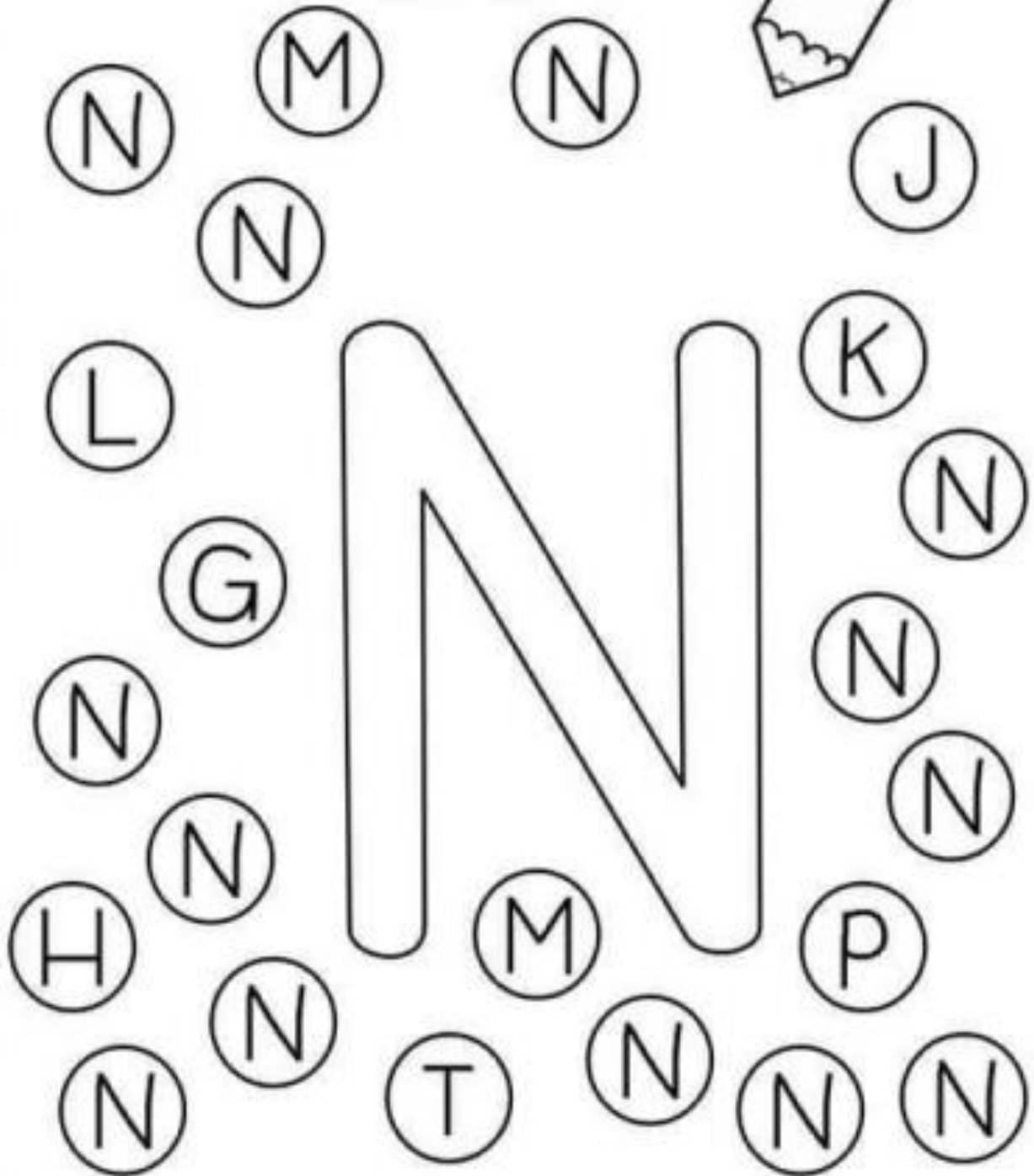
Pinte a letra N e as figuras.

n n N n

V	N	V	M	A	N	V	N
M	V	M	N	V	A	N	M
N	A	A	N	A	V	A	V
M	M	N	M	A	M	A	M
V	A	V	A	N	A	N	V
N	V	A	N	V	V	A	M
V	A	V	M	A	V	V	N
N	N	V	V	N	M	N	M






Encontre e pinte a letra N.



Ligue as figuras que correspondem com a letrinha N.



Desenhe figuras com a letra N.




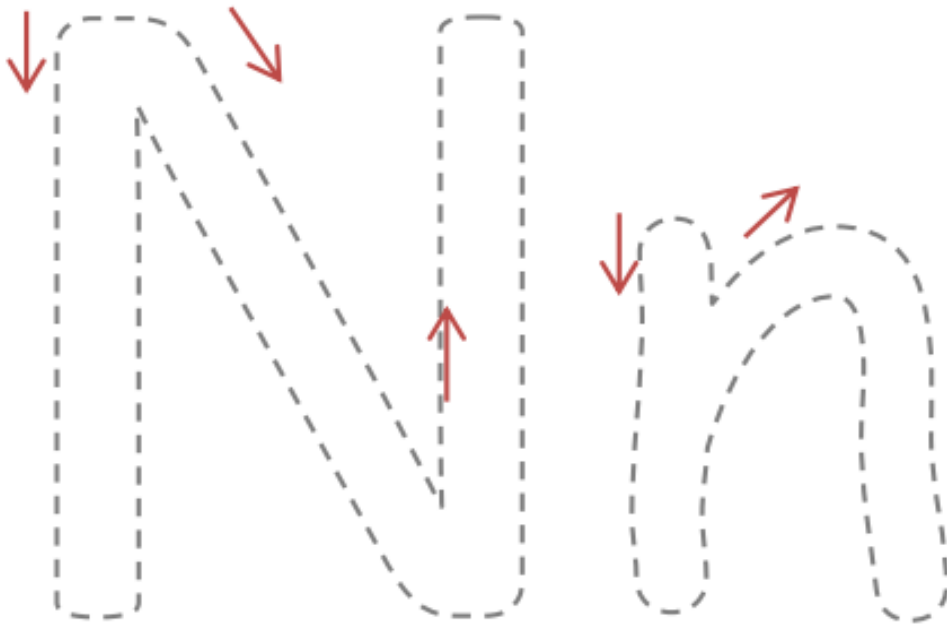
Pinte e cubra a letrinha N.



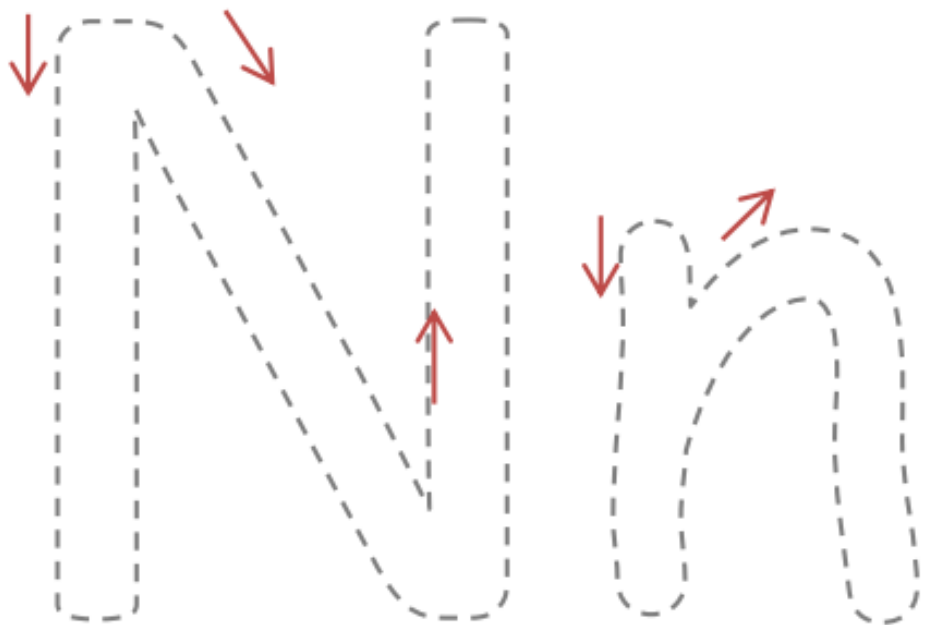
NAVIO



Cubra com tinta.



NEVE



Decore a letra N com bolinhas de papel crepom.



Circule a letrinha N.



NOITE



NARIZ



NOZES



NOVELO




NAVIO



NEVE

Complete com a letra N.




_____ Ó



_____ OVE



_____ INHO





_____ AVE



_____ OIVA

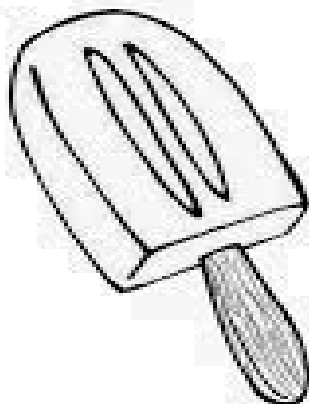

Vamos aprender a letra P?.



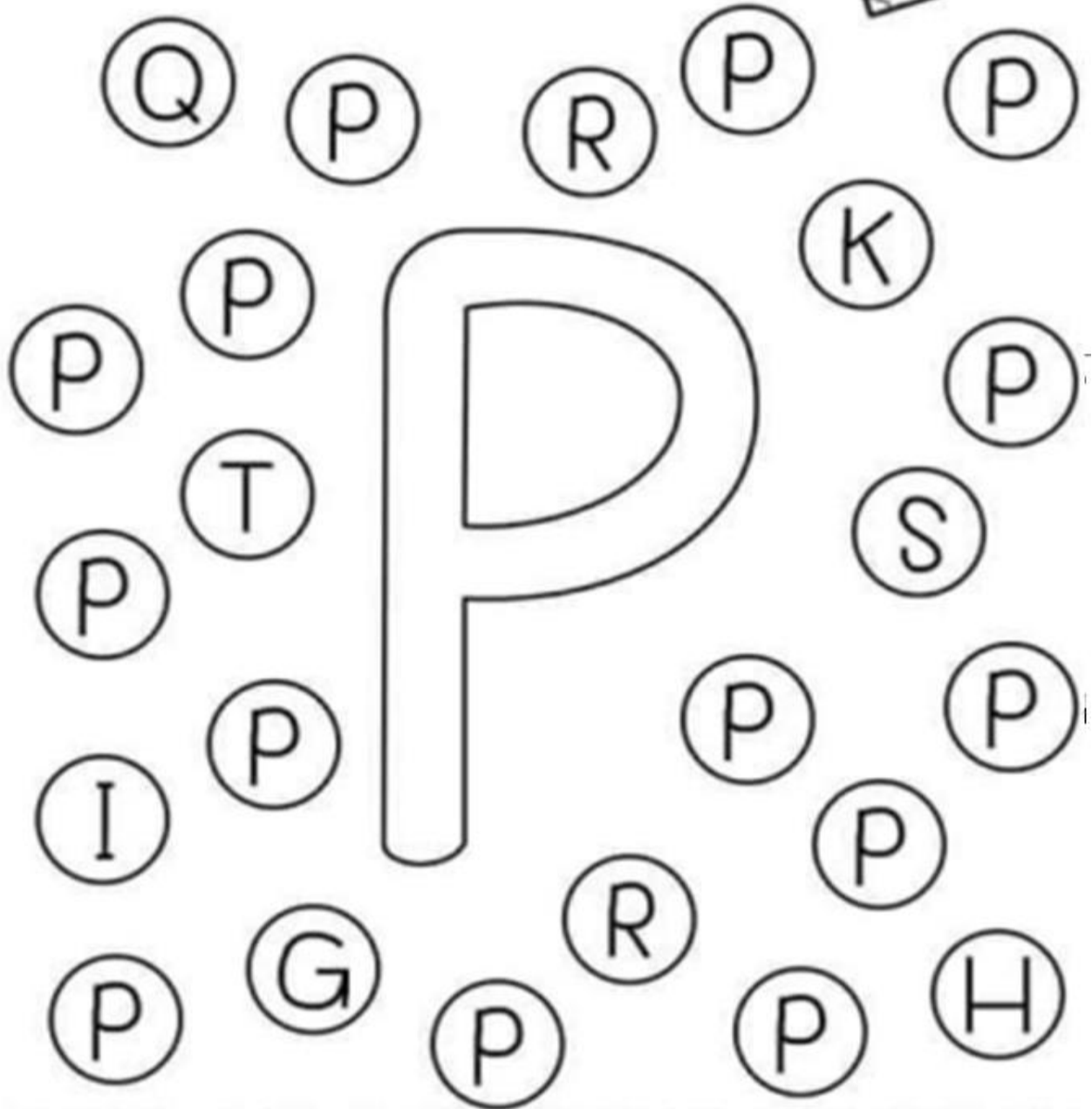

Pinte a letra P e as figuras.

P p P p

P	P	B	D	P	B	D	P
B	B	D	E	D	D	E	B
E	E	B	P	B	P	E	B
P	B	E	B	D	B	E	D
D	P	D	E	P	E	D	B
B	D	E	D	E	B	D	P
B	B	P	P	B	P	D	B
B	P	B	B	P	D	B	P



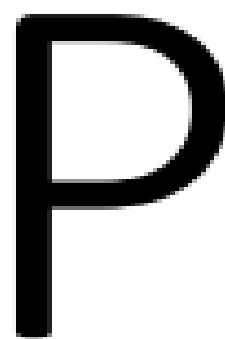
Encontre e pinte a letra P.




Ligue as figuras que correspondem com a letrinha P.









Desenhe figuras com a letra P.



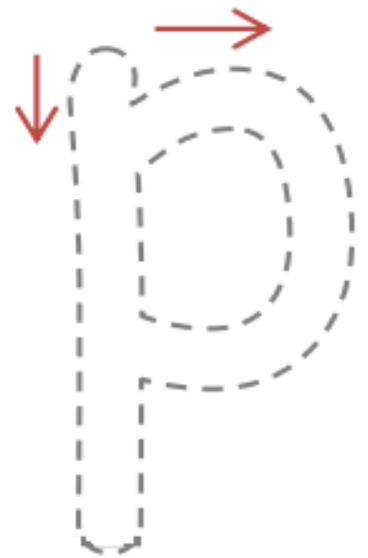
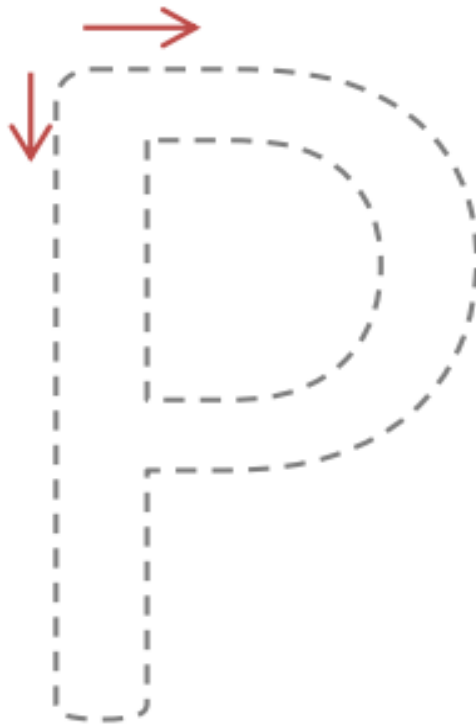

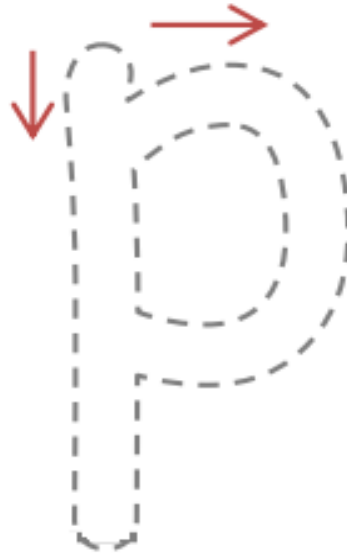
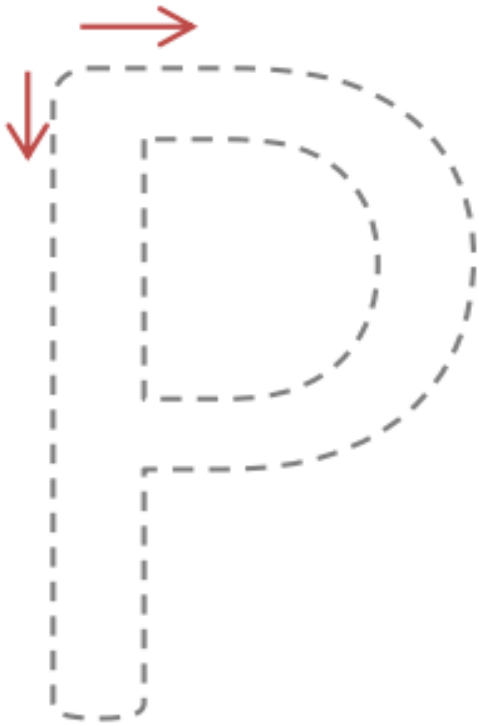
Pinte e cubra a letrinha P.




PATO



Cubra com tinta.



Decore a letra P com bolinhas de papel crepom.



Circule a letrinha P.



PALHAÇO



PENA



PANELA



PORCO



PICOLÉ



PIA

Complete com a letra P.



_____ É



_____ IANO



_____ IPOCA



_____ ÃO



_____ ANDA


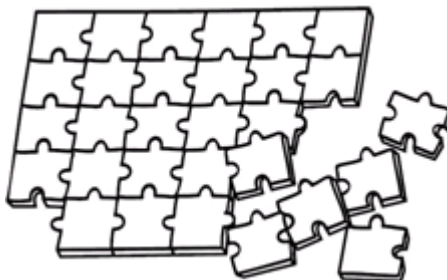
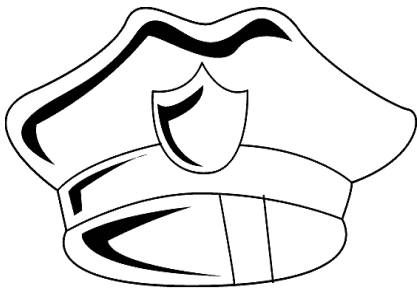
Vamos aprender a letra Q?.




Pinte a letra Q e as figuras.



Q	O	G	O	Q	Q	O	Q
O	G	Q	O	G	O	R	G
R	G	G	R	G	R	O	Q
Q	R	R	Q	R	Q	R	G
R	O	O	G	O	G	G	O
Q	G	Q	R	G	O	R	G
R	O	O	Q	R	R	Q	Q
O	Q	G	R	O	Q	G	O




Encontre e pinte a letra Q.





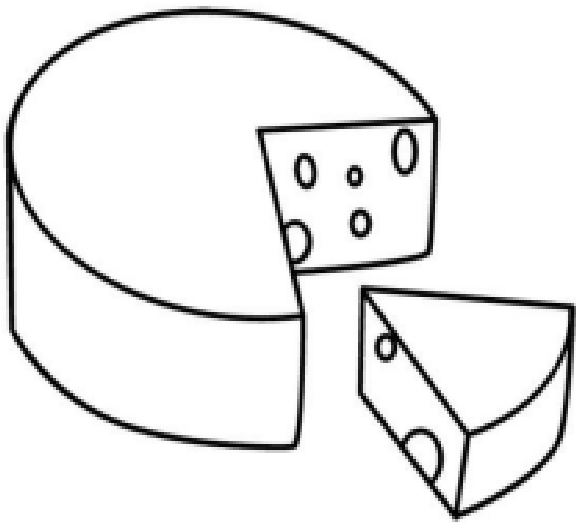
Ligue as figuras que correspondem com a letrinha Q.











Desenhe figuras com a letra Q.



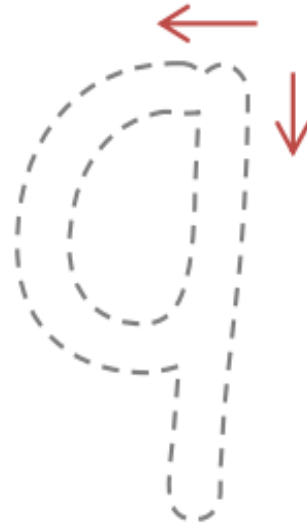
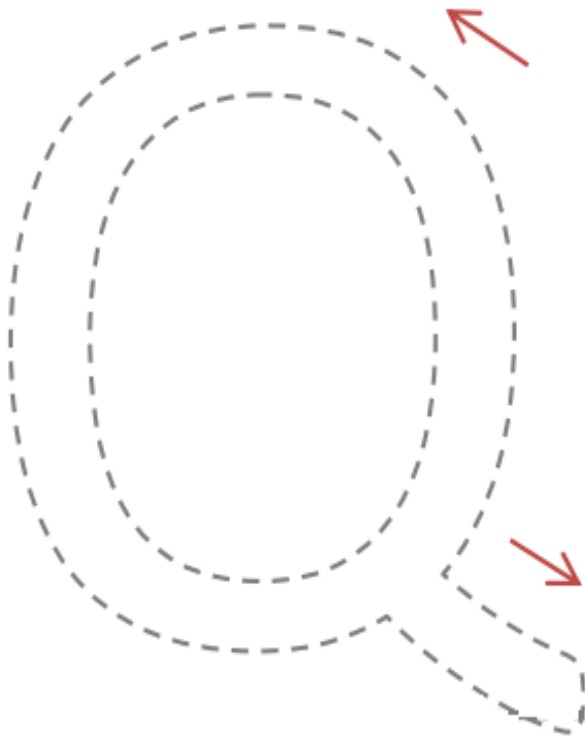
Pinte e cubra a letrinha Q.



QUEIJO



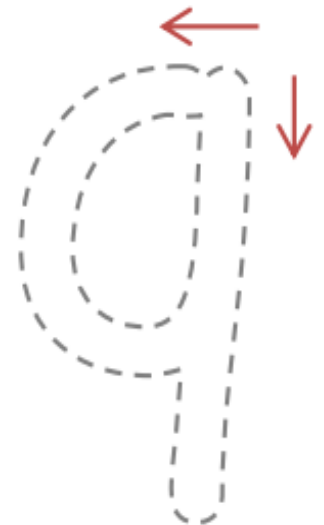
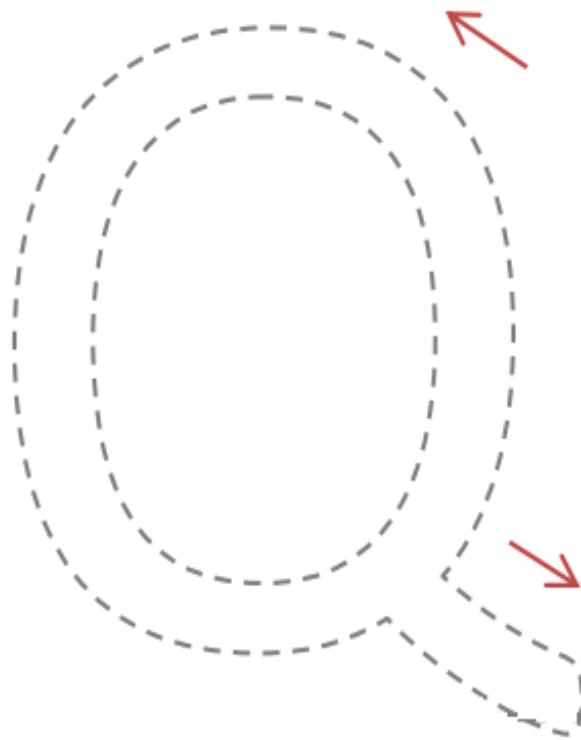
Cubra com tinta.



QUEPE



QUARTO



Decore a letra Q com bolinhas de papel crepom.



Circule a letrinha Q.




QUATRO



QUIABO



QUITANDA



QUADRADO



QUEIXO



QUARTO

Complete com a letra Q.




_____ QUINZE




_____ QUEBRA-CABEÇA



_____ QUEPE



_____ QUEIJO



_____ QUADRO

Vamos aprender a letra R?.



R r R r




Pinte a letra R e as figuras.

R r R r

P	P	F	R	P	F	B	R
R	F	F	F	B	R	F	P
B	F	P	P	R	P	B	R
R	P	B	F	B	F	B	F
F	P	R	B	F	R	P	P
P	P	B	P	B	B	B	R
F	R	R	B	B	P	B	P
R	P	F	P	R	P	F	R




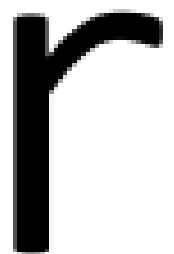
Encontre e pinte a letra R.



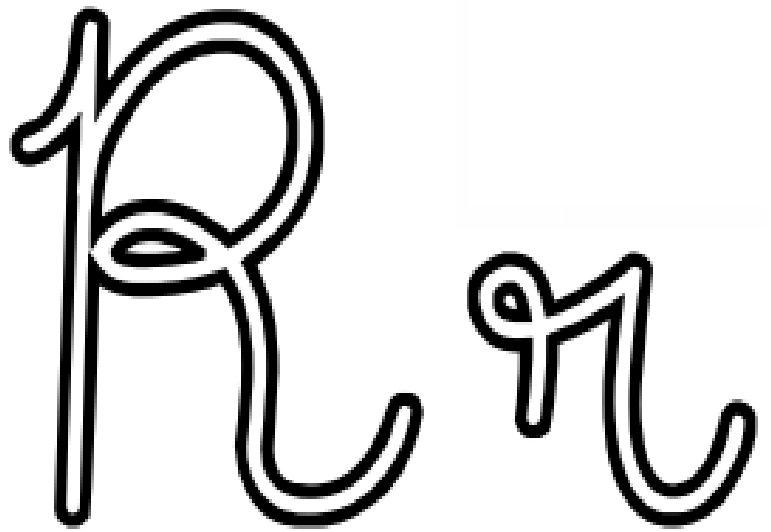
Ligue as figuras que correspondem com a letrinha R.



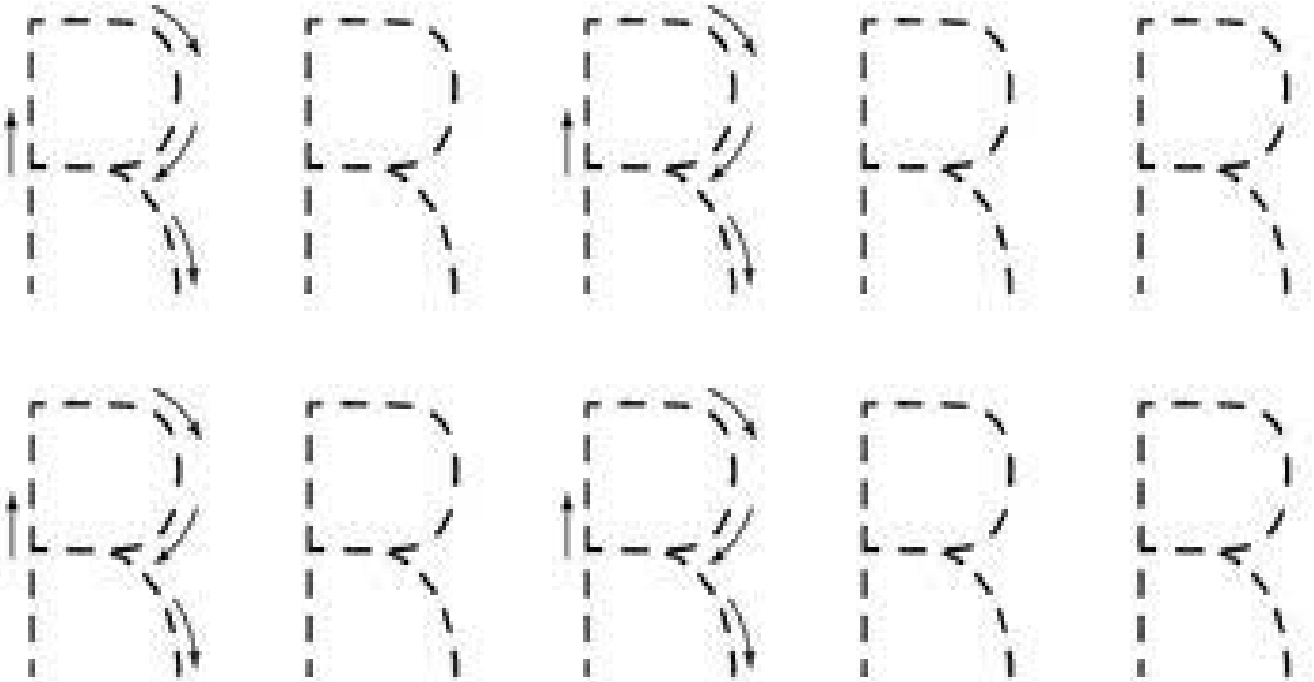
Desenhe figuras com a letra R.

A large, black, cursive uppercase letter 'R' is shown. It features a vertical stem on the left, a curved top that loops back to the stem, and a tail that curves downwards and to the right.A large, black, block uppercase letter 'R' is shown. It has a simple, bold, sans-serif design with a vertical stem and a curved top that ends in a horizontal bar.A large, black, cursive lowercase letter 'r' is shown. It has a small loop at the top, a vertical stem, and a tail that curves downwards and to the right.A large, black, block lowercase letter 'r' is shown. It has a simple, bold, sans-serif design with a vertical stem and a curved top that ends in a horizontal bar.

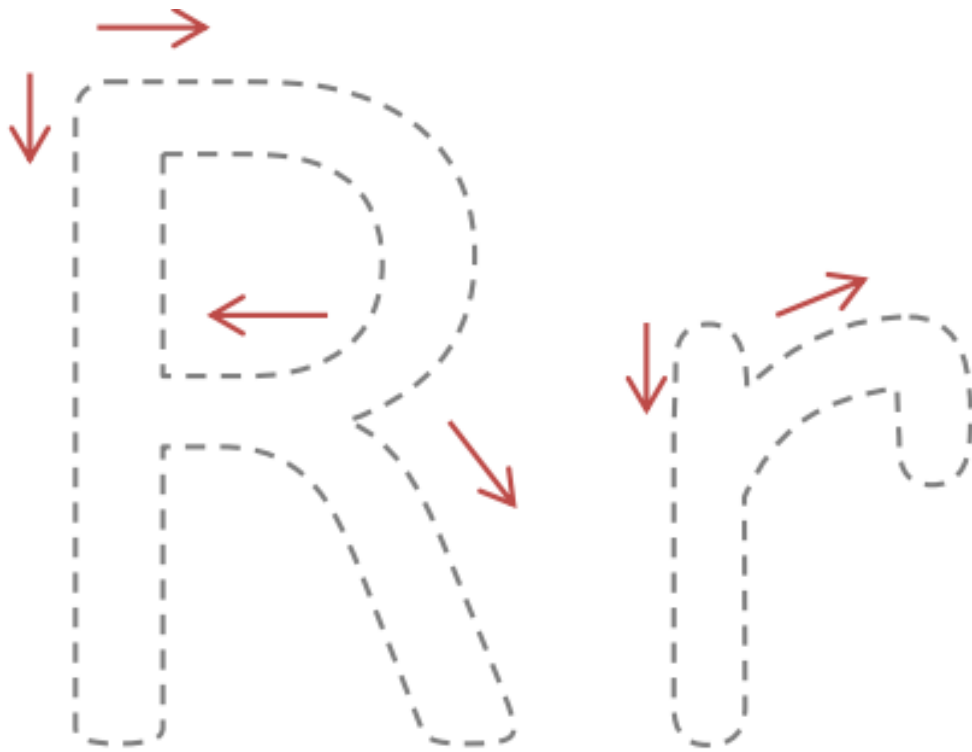
Pinte e cubra a letrinha R.



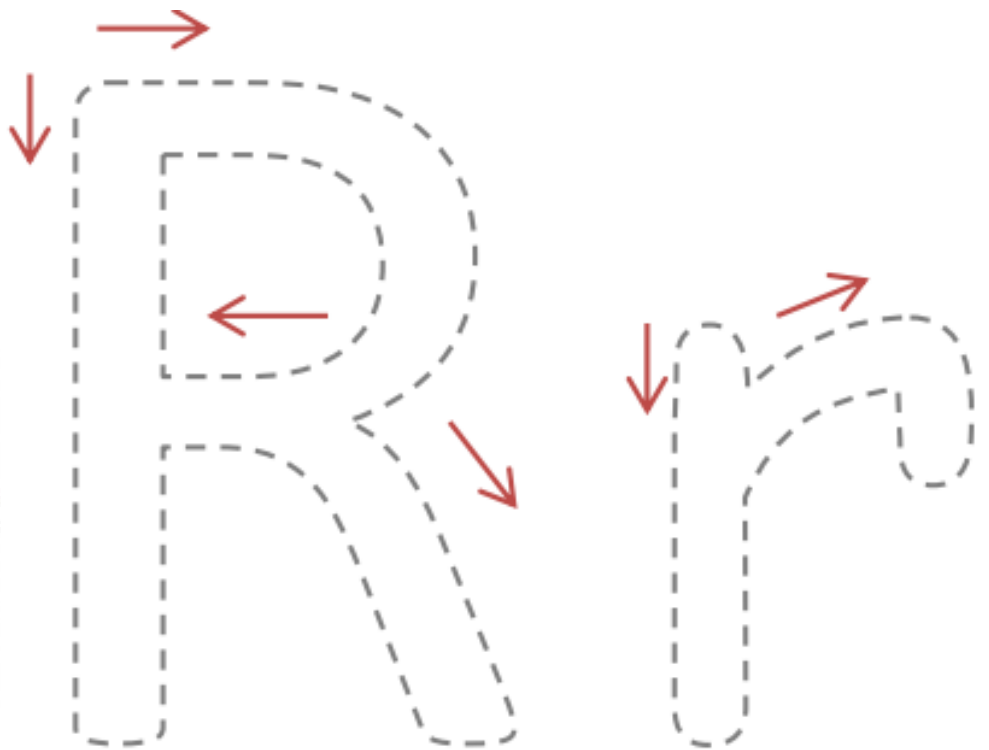

RATO



Cubra com tinta.



ROXO



Decore a letra R com bolinhas de papel crepom.



Circule a letrinha R.



RÁDIO




REDE



RELÓGIO



RINOCERONTE




RAIO



RODA

Complete com a letra R.



_____ OBÔ



_____ APOSA



_____ IO






_____ ATO



_____ AINHA

Vamos aprender a letra S?.



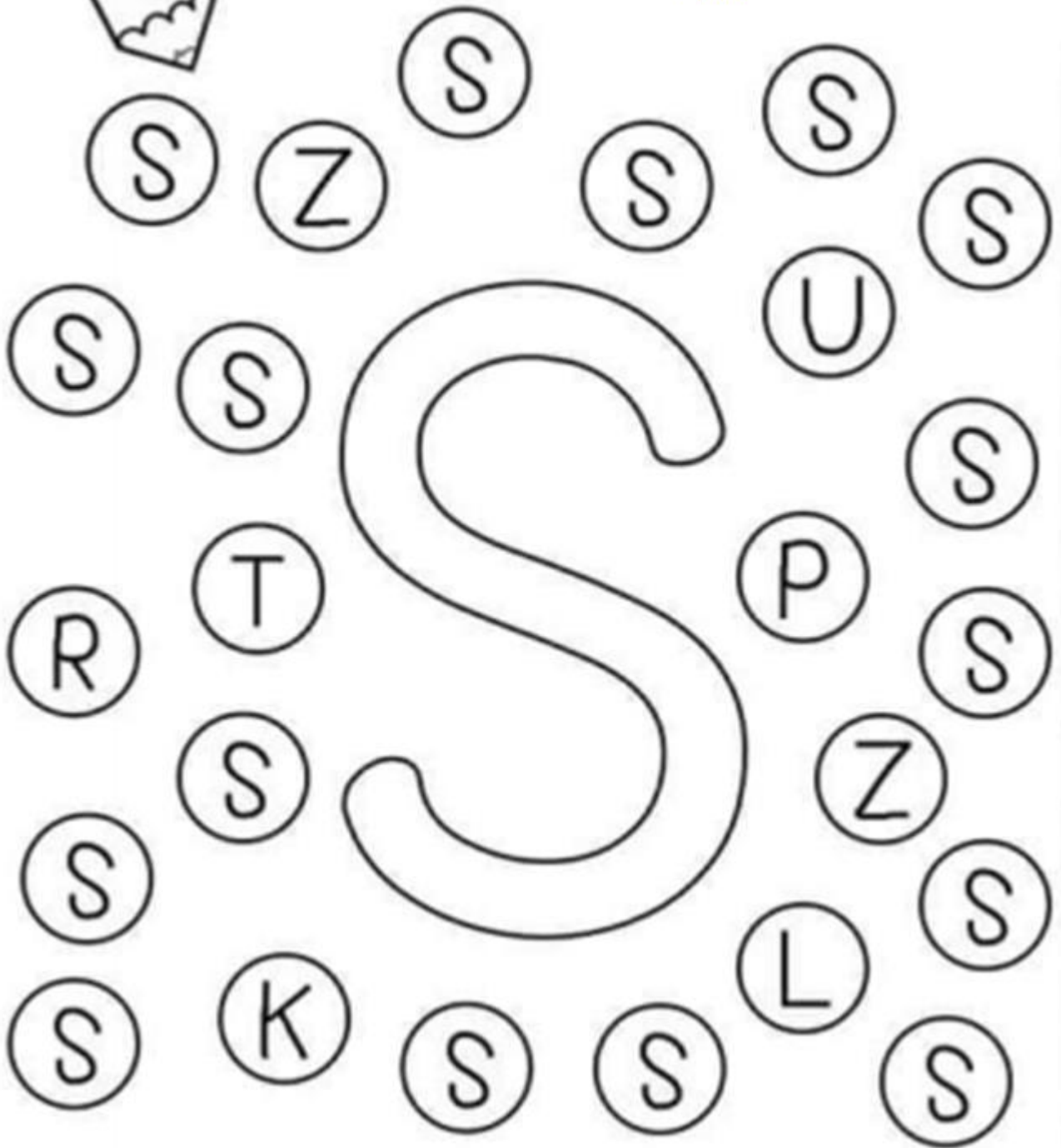
Pinte a letra S e as figuras.

S s S s


P	P	F	R	P	F	B	R
R	F	F	F	B	R	F	P
B	F	P	P	R	P	B	R
R	P	B	F	B	F	B	F
F	P	R	B	F	R	P	P
P	P	B	P	B	B	B	R
F	R	R	B	B	P	B	P
R	P	F	P	R	P	F	R



Encontre e pinte a letra S.



Ligue as figuras que correspondem com a letrinha S.



Desenhe figuras com a letra S.



Pinte e cubra a letrinha S.



SAPATO



Cubra com tinta.



Decore a letra S com bolinhas de papel crepom.



Circule a letra S.



SINO




SUCO



SABONETE



SORVETE



SAIA




SELO

Complete com a letra S.



_____ OPA



_____ ANDUICHE



_____ ANFONA



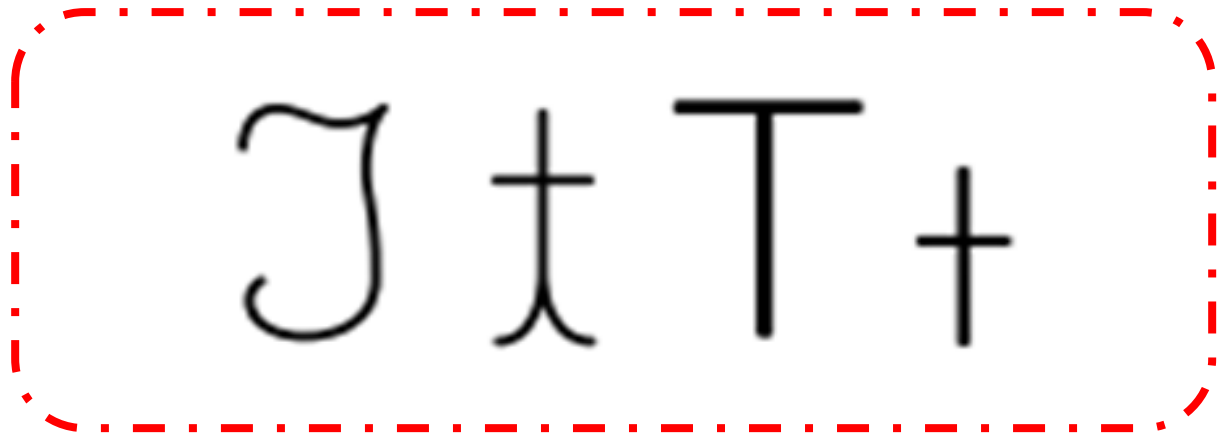


_____ APATO



_____ OFÁ



Vamos aprender a letra T?



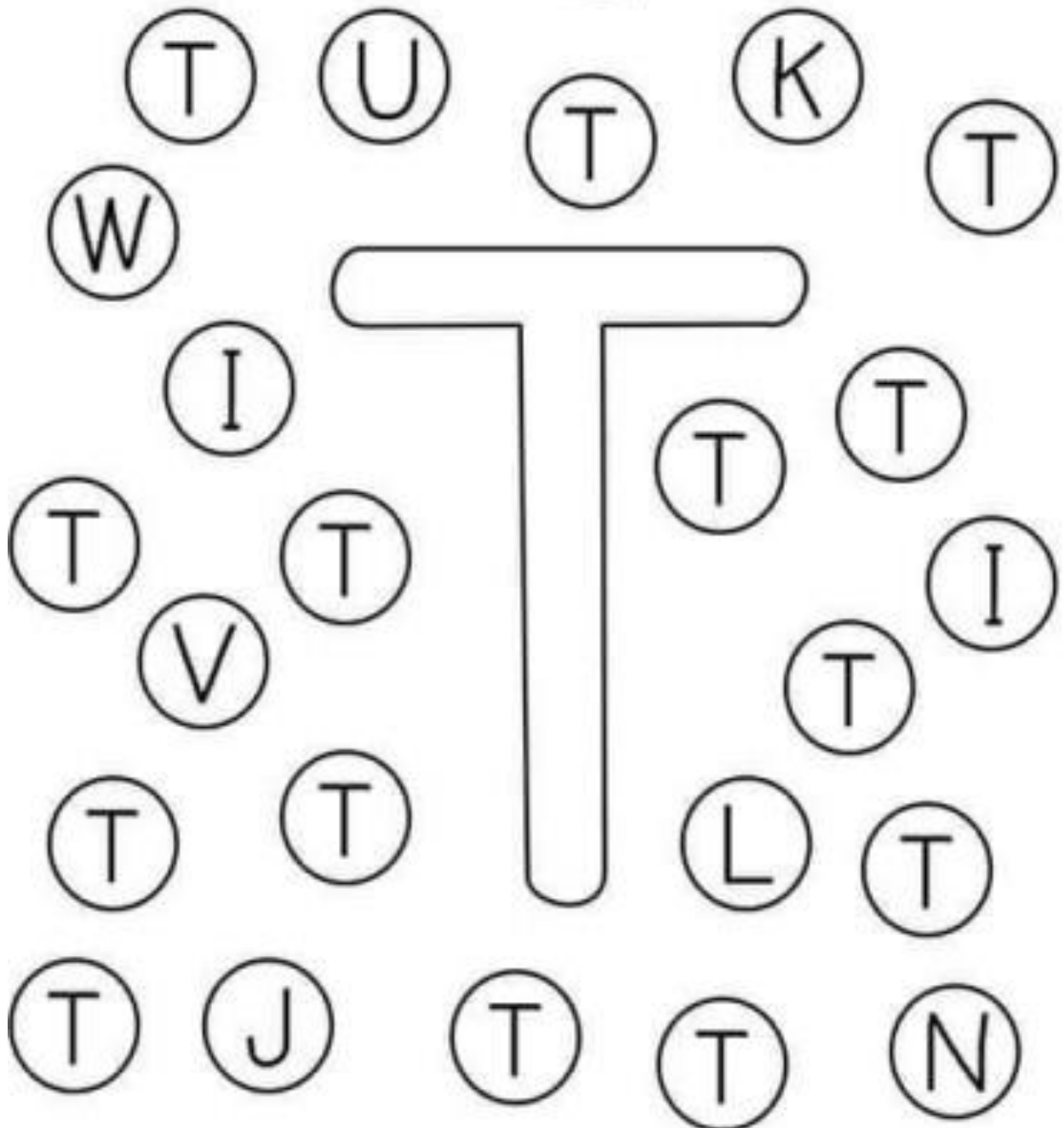

Pinte a letra T e as figuras.

T t T t


T	L	Y	L	Y	T	Y	T
T	Y	L	I	Y	I	L	Y
Y	I	T	L	Y	T	L	L
L	L	I	T	Y	L	Y	T
T	I	L	Y	Y	L	Y	Y
L	Y	T	Y	T	Y	T	I
Y	T	I	L	L	Y	L	Y
T	I	L	Y	T	Y	T	L






Encontre e pinte a letra T.




Ligue as figuras que correspondem com a letrinha T.



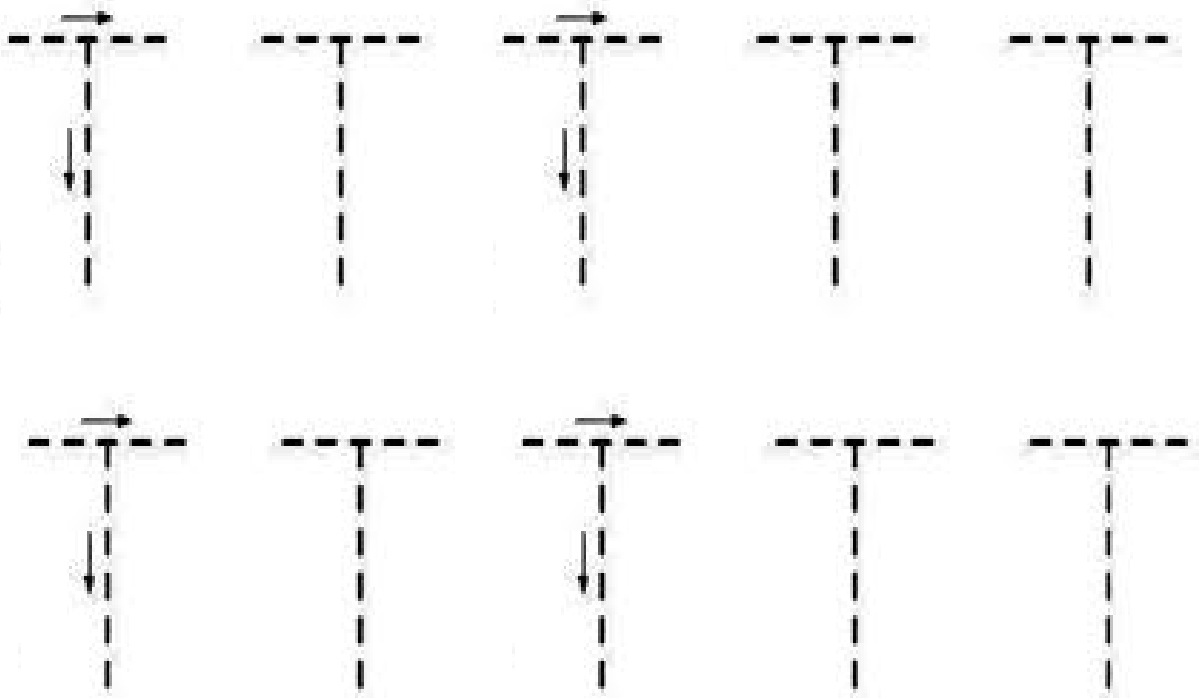
Desenhe figuras com a letra T.



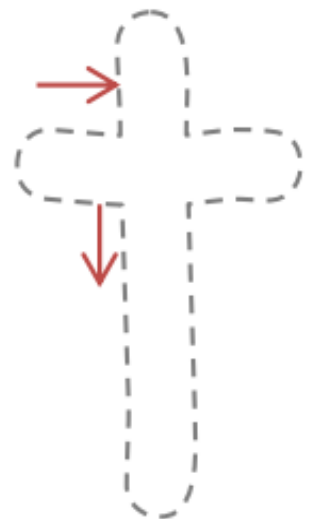
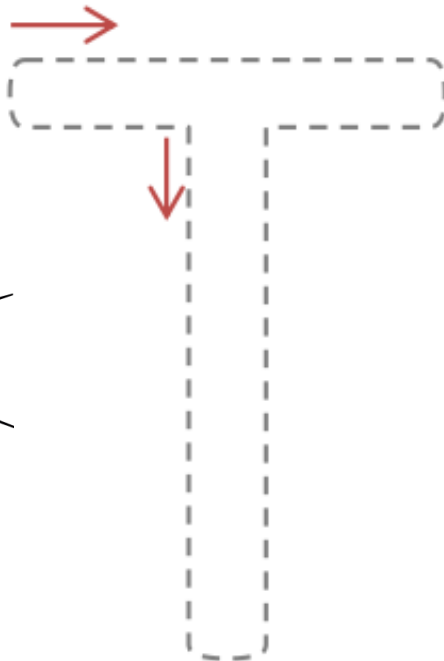


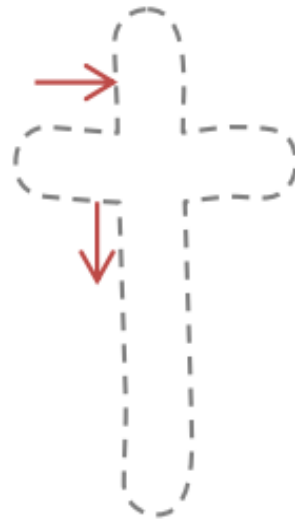
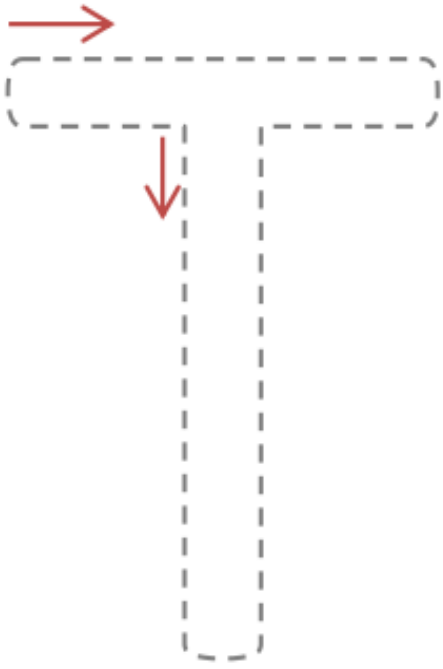
Pinte e cubra a letrinha T.




TATU



Cubra com tinta.




Decore a letra T com bolinhas de papel crepom.



Circule a letrinha T.




TATU



TOALHA



TELHADO



TOMATE



TINTA



TIJOLO

Complete com a letra T.



_____ ESOURA



_____ IGRE



_____ UBARÃO



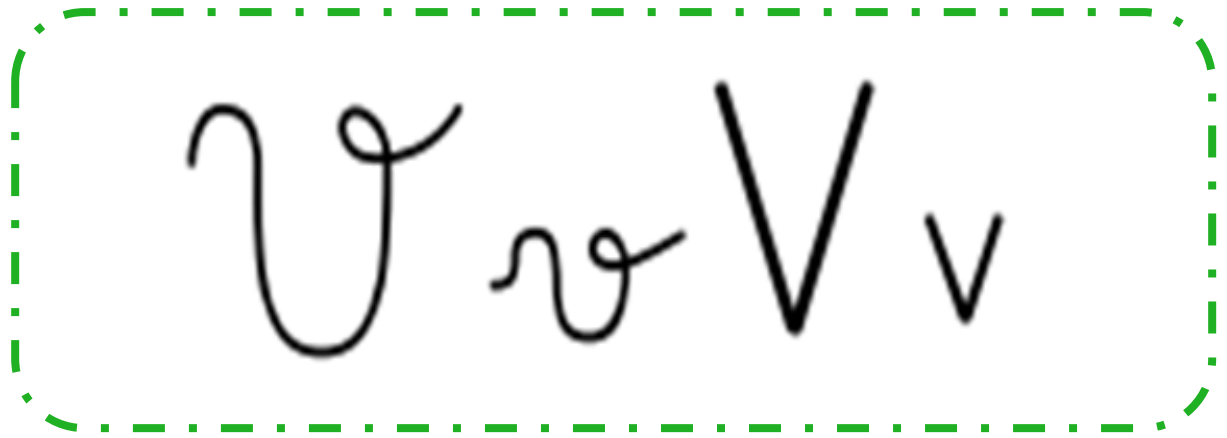


_____ ELEVISÃO



_____ UCANO



Vamos aprender a letra V?.




Pinte a letra V e as figuras.

V v V v

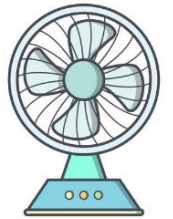
V	A	V	U	A	V	U	U
U	V	U	W	U	W	A	V
A	W	A	A	V	U	U	A
U	U	V	A	U	W	W	U
V	A	W	U	A	V	U	A
A	V	W	A	U	U	W	V
U	W	U	W	A	W	A	W
V	U	A	U	V	U	V	V



Encontre e pinte a letra V.




Ligue as figuras que correspondem com a letrinha V.






Desenhe figuras com a letra V.



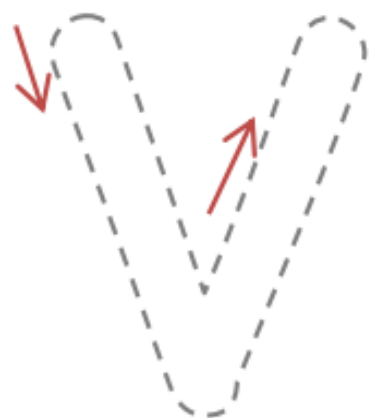
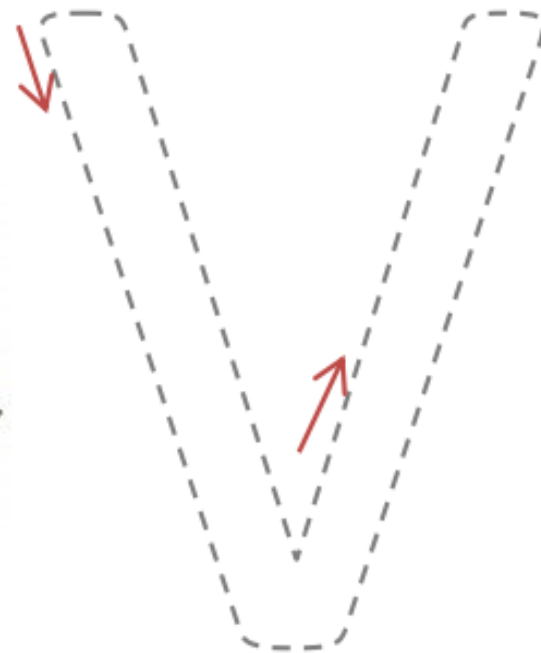
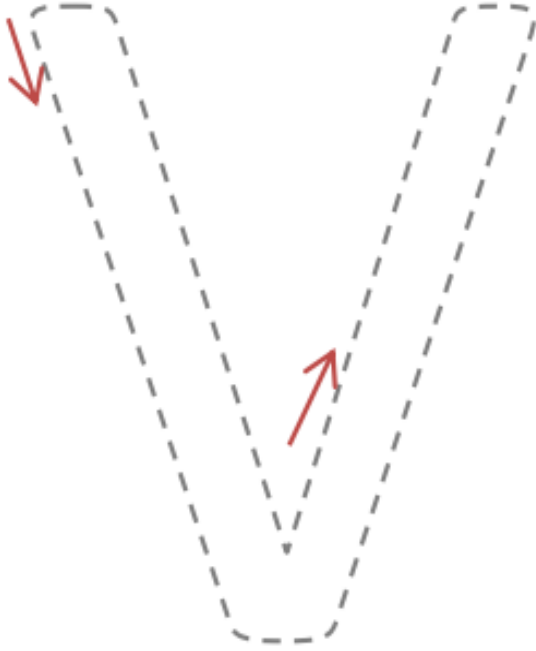
Pinte e cubra a letrinha V.




VACA




Cubra com tinta.



Decore a letra V com bolinhas de papel crepom.



Circule a letra V.



VACA



VESTIDO



VELA



VULCÃO




VASO



VIOLÃO

Complete com a letra V.




_____ ERDE




_____ ASSOURA



_____ EADO



_____ ENTILADOR



_____ AGALUME

Vamos aprender a letra W?.

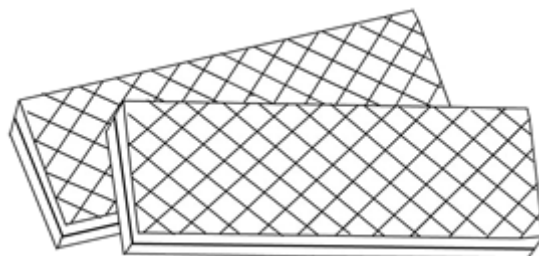
W w W w




Pinte a letra W e as figuras.

W w W w

W	V	U	V	U	W	V	W
U	W	M	W	U	U	U	V
V	M	V	M	V	M	W	U
M	U	U	W	U	M	V	W
W	V	U	M	V	V	M	U
U	V	W	M	W	U	W	U
V	M	V	U	M	V	M	V
V	W	V	U	W	W	V	W



Encontre e pinte a letra W.



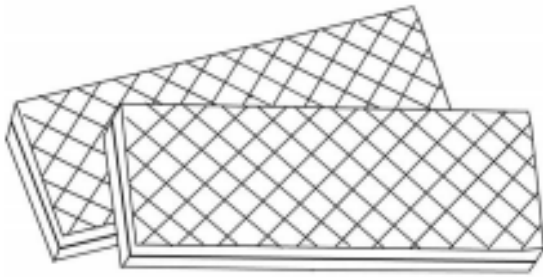
Ligue as figuras que correspondem com a letrinha W.















Desenhe figuras com a letra W.




Pinte e cubra a letrinha W.



WAFFER




Cubra com tinta.



WIFI



WOODY



Decore a letra W com bolinhas de papel crepom.



Circule a letrinha W.



WOODY



WAFER



WEBCAN



WAHTSAPP



WALE



WIFI

Complete com a letra W.



_____ ALKMAN



_____ INDSURF



_____ OLVERINE



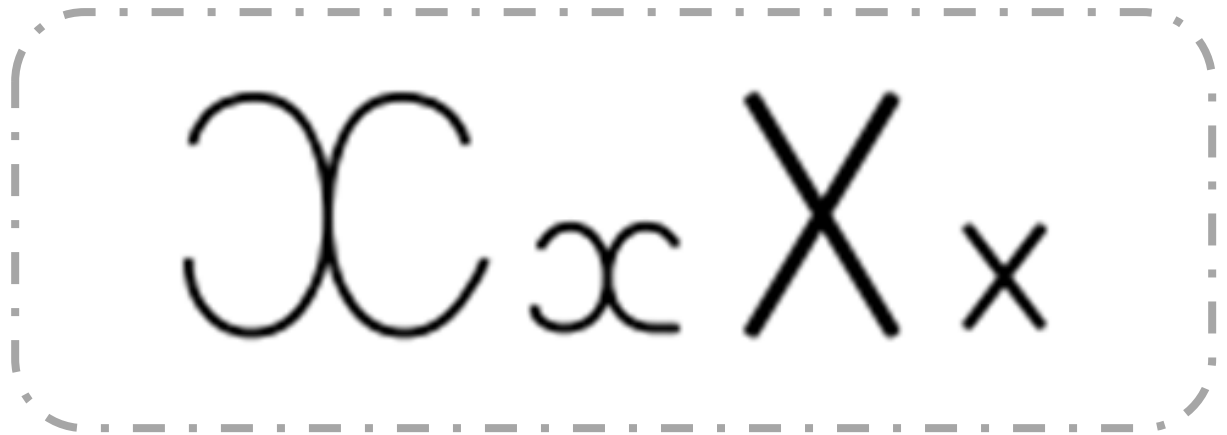


_____ ENDY



_____ ALKIE-TALKIE

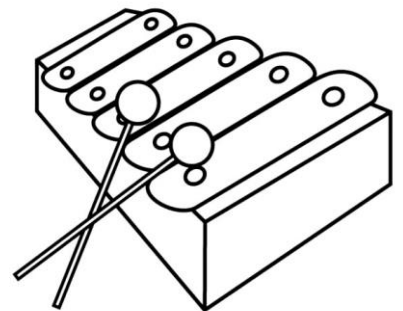
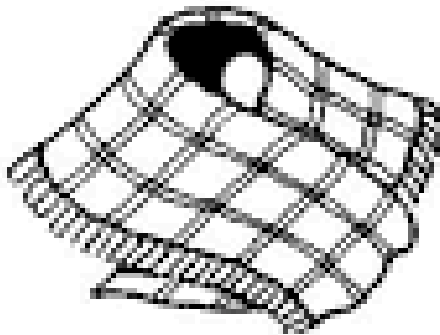
Vamos aprender a letra X?.



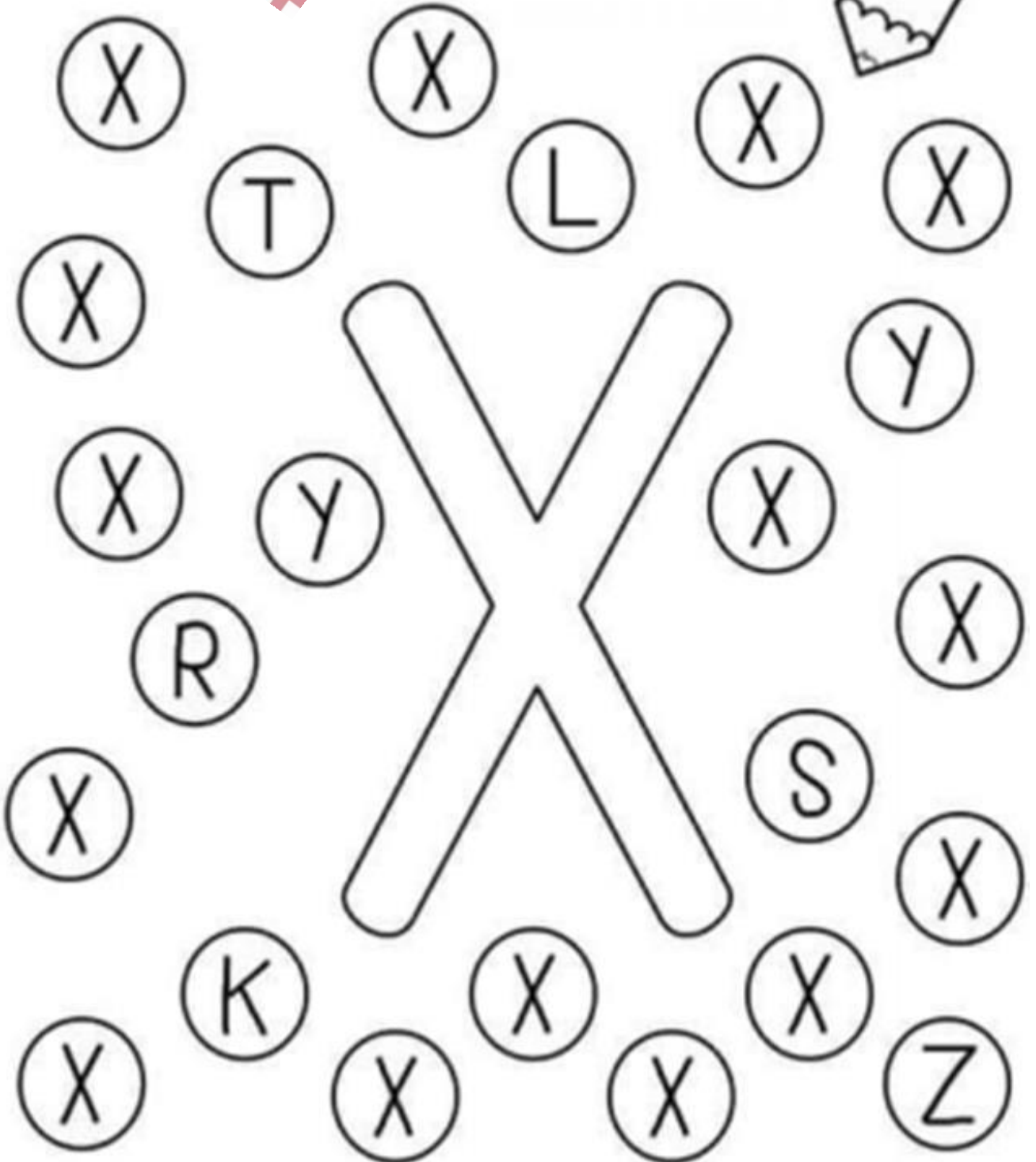

Pinte a letra X e as figuras.






M	V	X	M	K	M	X	M
V	X	X	K	V	K	V	V
V	K	M	V	X	M	M	X
X	V	K	M	V	V	K	V
M	K	M	X	K	X	M	X
M	X	K	V	M	K	K	V
X	V	M	K	V	K	X	M
M	K	X	M	X	M	K	X






Encontre e pinte a letra X.



Ligue as figuras que correspondem com a letrinha X.



Desenhe figuras com a letra X.



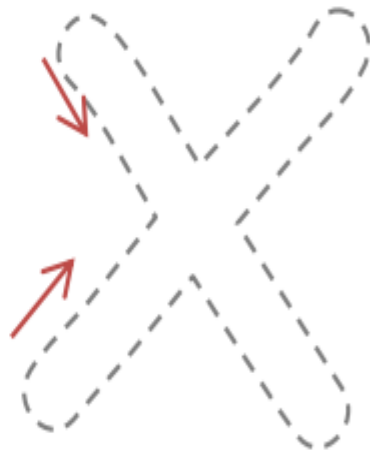
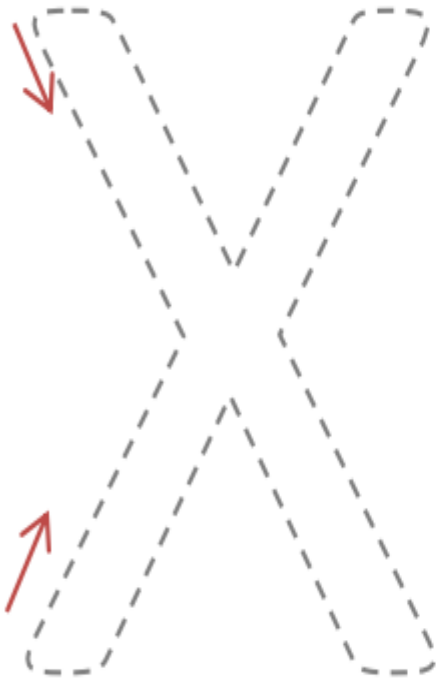
Pinte e cubra a letrinha X.



XÍCARA



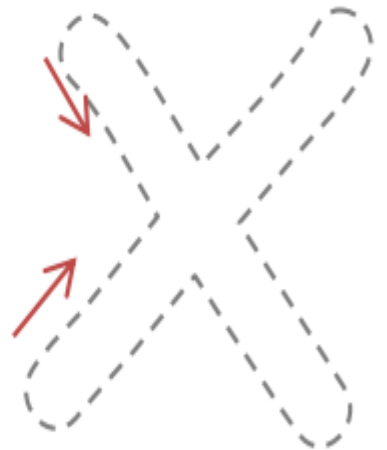
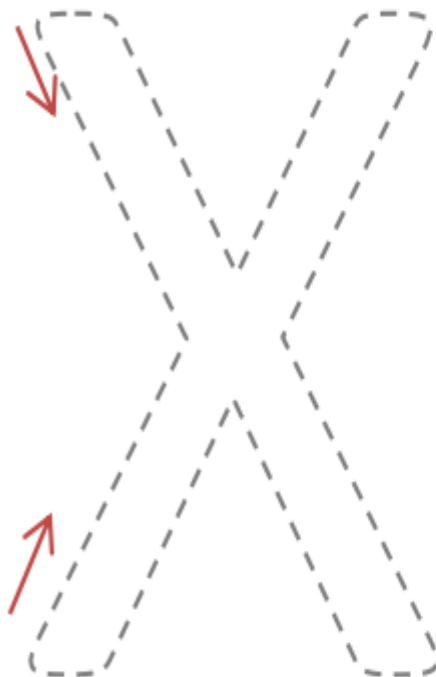
Cubra com tinta.



XERIFE




XALE



Decore a letra X com bolinhas de papel crepom.



Circule a letrinha X.



XADREZ



XALE




XERIFE



XÍCARA


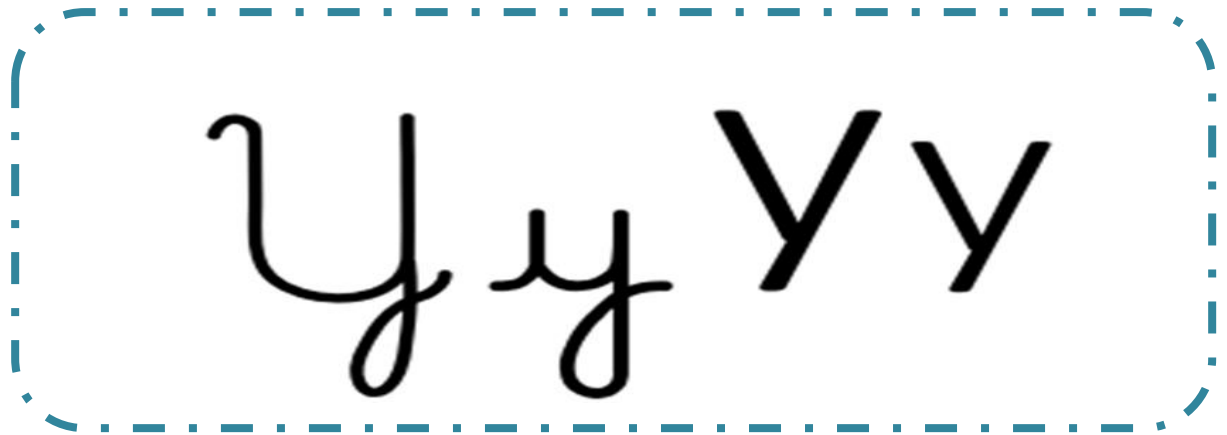


XAROPE



XILOFONE

Vamos aprender a letra Y?.




Pinte a letra Y e as figuras.

Y y Y y


V	Y	A	V	Y	A	Y	V
H	A	V	H	V	A	H	V
Y	A	A	V	Y	H	Y	H
V	Y	A	Y	A	V	H	Y
A	Y	H	V	V	H	A	A
Y	H	V	V	H	H	Y	V
A	Y	A	H	A	Y	Y	H
Y	V	Y	V	Y	H	V	H



Ligue as figuras que correspondem com a letrinha Y.





Desenhe figuras com a letra Y.



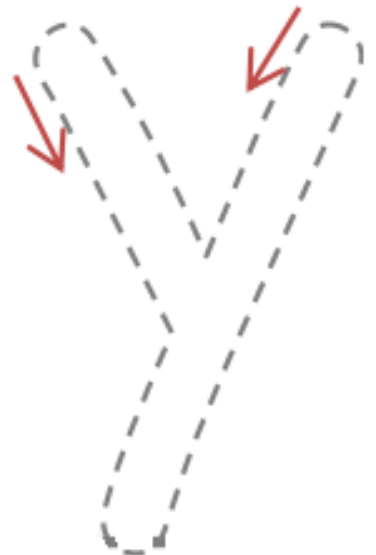
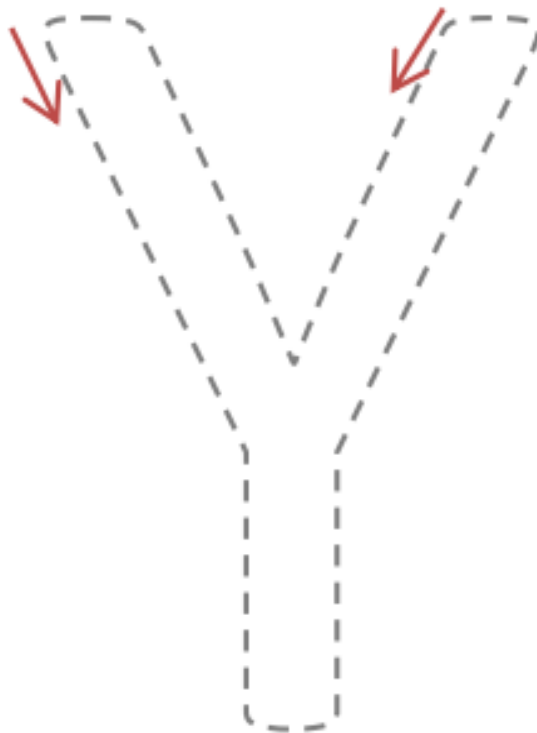
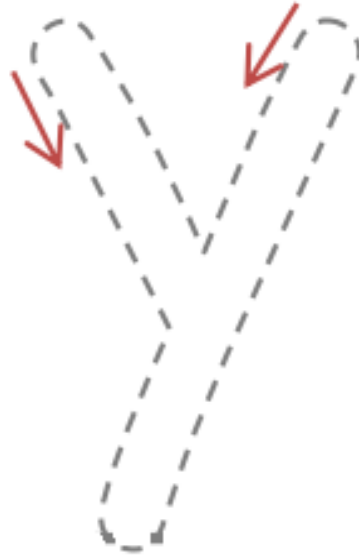
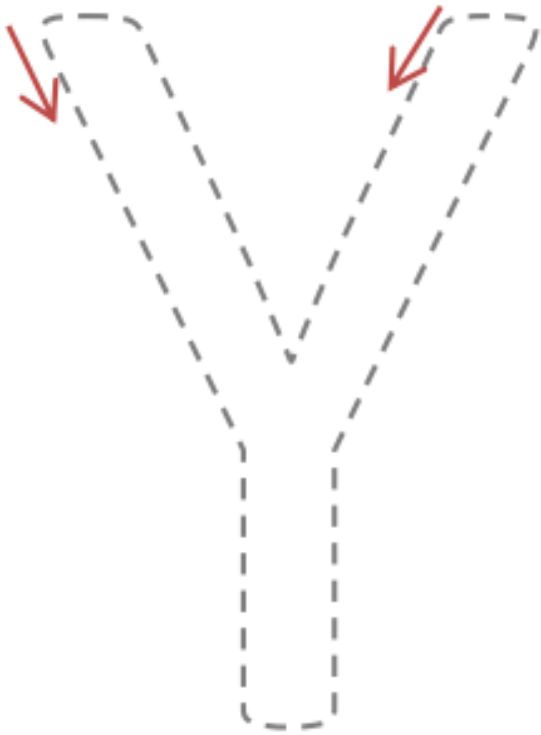
Pinte e cubra a letrinha Y.




YAKULT



Cubra com tinta.



Decore a letra Y com bolinhas de papel crepom.



Circule a letra Y.



YAKULT



YAKISOBA



YAK

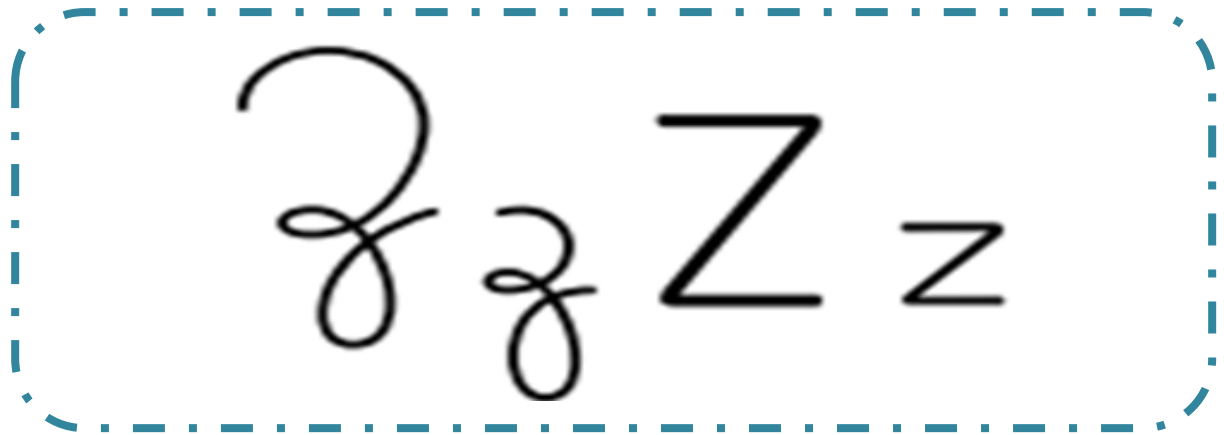


YOGA



YOUTUBE

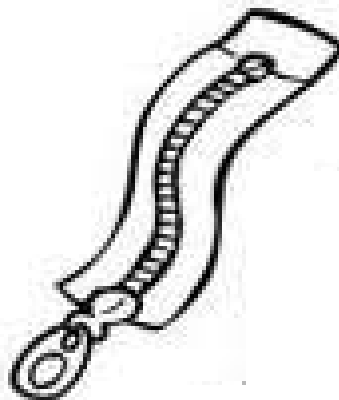
Vamos aprender a letra Z?.




Pinte a letra Z e as figuras.

Z z Z z



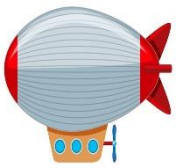
X	Z	L	X	V	X	Z	L
Z	X	V	Z	L	V	V	X
Z	V	X	L	X	V	Z	X
L	X	V	L	V	L	V	L
X	V	Z	X	L	L	V	Z
Z	Z	L	V	Z	X	L	X
L	X	X	L	X	V	V	Z
X	Z	V	X	L	Z	X	L



Encontre e pinte a letra Z.




Ligue as figuras que correspondem com a letrinha Z.





Desenhe figuras com a letra Z.



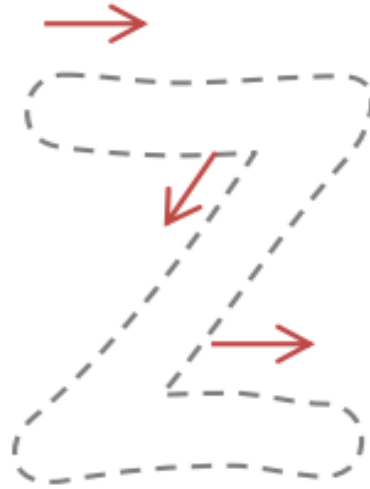
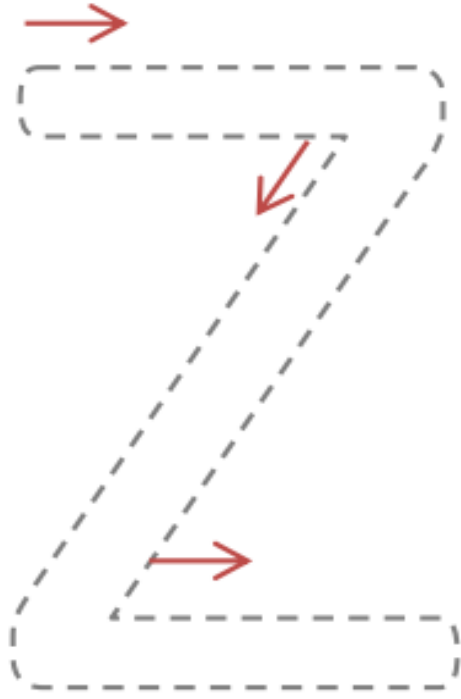
Pinte e cubra a letrinha Z.



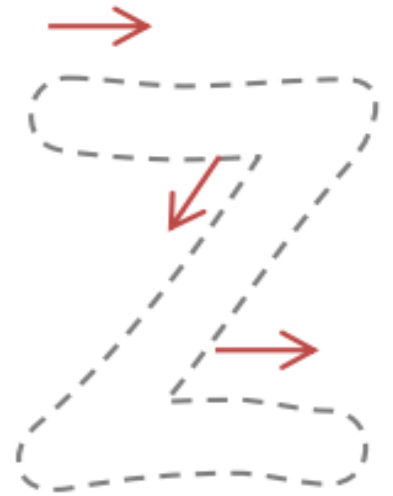
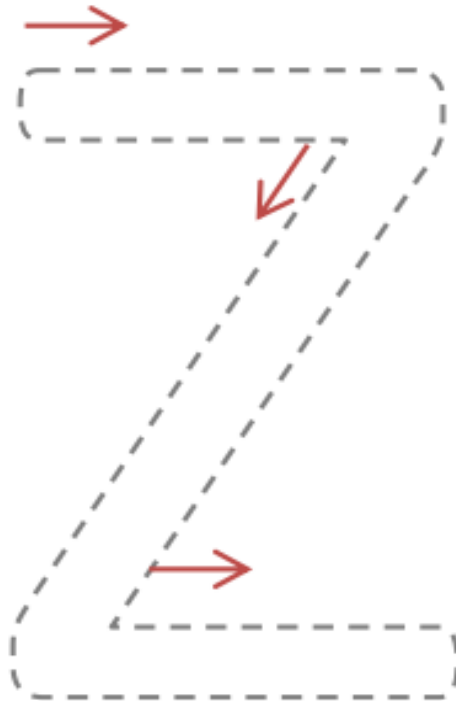
ZEBRA



Cubra com tinta.



www.estratagemas.com.br



Decore a letra Z com bolinhas de papel crepom.



Circule a letrinha Z.

W W W

ZIG ZAG



ZEBRA



ZANGÃO



ZERO

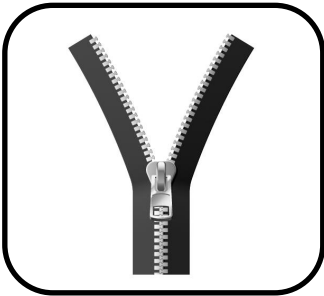


ZOOLÓGICO


Complete com a letra Z.



_____ ABUMBA



_____ ÍPER



_____ EPELIN



_____ EBU



_____ ORRO